



**DISTRIBUTION DATE:** 6/21/2018

## *MEMORANDUM*

---

**TO:** HONORABLE MAYOR &  
CITY COUNCIL

**FROM:** Katano Kasaine  
Finance Director

**SUBJECT:** Explanation of the Exhibits to the Resolution  
Amending the FY 2018-19 Midcycle Budget

**DATE:** June 21, 2018

---

On June 19, 2018, the City Council adopted the Fiscal Year (FY) 2018-19 Midcycle Budget Amendment. This balanced amendment makes key investments in high priority areas, such as homelessness, affordable housing, and illegal dumping, and other issues important to the Oakland community. The information below highlights some of the key additional investments included in the FY 2018-19 Midcycle Budget Amendment across all funds by service area.

### *Affordable Housing & Homelessness*

- Appropriate \$8.6 million in estimated new grants authorized in the State of California's FY 2018-19 Budget for services to homeless persons as eligible under State grant guidelines, of which \$1.0 million will be made available for sanitation services.
- Add \$300,000 for sanitation services for homeless residents.
- Add 1.0 Full-Time Equivalent (FTE) Health and Human Services Planner to the Community Housing Division in the City's Human Services Department to improve and enhance services to homeless residents (\$163,433 annually).
- Add ongoing baseline funding of \$60,000 for the Home Dues & Biennial Homeless Count, a regional survey conducted annually that is critical to understanding the City's homeless population.
- Appropriate approximately \$10.8 million in one-time project funds for Affordable Housing to expand funding through the City's recent Notice of Funding Availability for the construction and rehabilitation of affordable housing and the First-Time Home Buyer program.
- Appropriate approximately \$16.7 million in one-time project funds toward affordable housing at Brooklyn Basin that will go toward development of approximately 465 affordable housing units.
- Provide an additional \$500,000 in one-time funding for new Rapid Rehousing Center and expansion of winter shelters.

### Illegal Dumping

- Add two (2) additional illegal dumping crews, consisting of 7.0 FTE (2.0 FTE Street Maintenance Leaders and 5.0 PW Maintenance Workers), one of which will allow the Public Works Department to expand the Rapid Response Illegal Dumping program in high need communities (approximately \$1.7 million).
- Restores the City's Litter Enforcement Program by adding 4.0 FTE Litter Enforcement Officers and 1.0 FTE Supervisor to improve community sustainability through enforcement.
- Add \$50,000 for educational campaign on Recycling, Illegal Dumping, and Waste Aversion to promote a healthy, sustainable community.
- Appropriates \$250,000 in funding to replace lighting fixtures, including underpass lighting, street lighting, and pedestrian overpass lighting in illegal dumping hotspots.

### Animal Services

- Add 1.0 FTE Animal Care Attendant and add 1.0 FTE Public Service Representative (approximately \$167,000 annually).

### Job Training, Job Preparation, and Placement

- Provide an additional \$725,000 in one-time funding for job training, job preparation, and placement services, including funding for an evaluation of the City's workforce programs.

The City began the budget process with a projected gap of about \$11 million. This gap was closed through a combination of growth in revenues and expenditure reductions. While the City is experiencing continued economic growth, expenditures continue to outpace our growth in revenues, particularly growth in personnel costs including pensions and healthcare. Importantly, despite the revenue and expenditure adjustments, a gap of approximately \$1.2 million remains in the General Purpose Fund (GPF), which is funded out of reserves in order to preserve critical services.

Retirement benefit costs continue to pressure City finances. According to CalPERS projections, the City's total pension contribution is forecast to increase 49.2 percent over the next 5-years. This is an average annual increase of 10.5 percent per year. In addition, other post-employment benefits (OPEB) obligations continue to increase. As of July 1, 2015, the Unfunded Actuarial Accrued Liability (the "UAAL"), was \$859.99 million. In 2014, the City began investing into the California Employer's Retiree Benefit Trust, with a balance of approximately \$16.1 million as of May 14, 2018. In FY 2018-19 an additional \$10 million will be deposited into the Trust; however, more must be done to address this unfunded liability. Included in the Midcycle Amendment is funding to assist the City with developing cost reduction strategies and to develop a funding policy to address OPEB obligations no later than January 2019.

Historically, periods of economic expansion are followed by contraction. Since World War II, the average expansion period has lasted approximately 5 to 6 years. The current expansion period is nearly double that timeframe, and it is critical that the City approach the next couple years with caution. Even though many baseline revenue categories are continuing to show steady growth, the City's more volatile, economically sensitive revenue categories – such as Sales Taxes and Real Estate Transfer Taxes – are showing signs of pullback, as evidenced in Exhibit 1.

The attached Resolution and Exhibits, which are described in more detail below, form the approved FY 2018-19 Midcycle Budget Amendment. The attachments are as follows:

- **Exhibit 1:** General Purpose Fund FY 2018-19 Midcycle Revenue Adjustments.
- **Exhibit 2:** General Purpose Fund FY 2018-19 Midcycle Revenue and Expenditure Adjustments.
- **Exhibit 3:** All Other Funds (Non-General Purpose Fund) FY 2018-19 Adopted and Midcycle Expenditure Adjustments.
- **Exhibit 4:** All Other Funds (Non-General Purpose Fund) FY 2018-19 Midcycle Detailed Revenue and Expenditure Adjustments.
- **Exhibit 5:** FY 2018-19 Midcycle Library Budget (General Purpose Fund and Measure D Fund) with passage of Oakland's Measure D on June 5<sup>th</sup> ballot.
- **Council Amendments:** City Council final approved budget amendments and policy directives.

For questions regarding the FY 2018-19 Midcycle Budget, please contact Adam Benson, Budget Administrator at 510-238-2026.

Respectfully submitted,


/s/

---

KATANO KASAINÉ  
Director, Finance Department

Attachments (7):

- 1) FY 2018-19 Midcycle Amendment Resolution
- 2) Exhibit 1 – GPF FY 2018-19 Midcycle Revenue Adjustments
- 3) Exhibit 2 – GPF FY 2018-19 Midcycle Revenue and Expenditure Adjustments
- 4) Exhibit 3 – All Other Funds (Non-GPF) FY 2018-19 Midcycle Expenditure Adjustments
- 5) Exhibit 4 – All Other Funds (Non-GPF) FY 2018-19 Midcycle Detailed Adjustments
- 6) Exhibit 5 – FY 2018-19 Midcycle Library Budget with passage of Oakland's Measure D
- 7) City Council Amendments – Final approved budget amendments and policy directives



Deputy City Attorney

## OAKLAND CITY COUNCIL

RESOLUTION No. \_\_\_\_\_ C.M.S.

---

**RESOLUTION AMENDING THE CITY OF OAKLAND'S FISCAL YEAR 2017-19 BIENNIAL BUDGET, WHICH WAS ADOPTED PURSUANT TO RESOLUTION NO. 86821 C.M.S., TO MAKE ADJUSTMENTS: (1) CHANGING THE FISCAL YEAR 2018-19 REVENUE PROJECTION IN THE GENERAL PURPOSE FUND (GPF); (2) CHANGING FISCAL YEAR 2018-19 GPF EXPENDITURE APPROPRIATIONS; AND (3) CHANGING FISCAL YEAR 2018-19 REVENUES AND EXPENDITURE APPROPRIATIONS IN OTHER NON-GPF FUNDS.**

**WHEREAS**, the City Council adopted Resolution No. 86821 C.M.S. on June 29, 2017 adopting the FY 2017-19 biennial budget, and appropriating certain funds to provide for the expenditures proposed by the said budget; and

**WHEREAS**, the City Council has reviewed proposed variances in FY 2018-19 revenues and expenditures as part of the midcycle budget review; and

**WHEREAS**, *Exhibit 1* to this Resolution sets forth General Purpose Fund revenue amendments to the FY 2017-19 Policy Budget for FY 2018-19; and

**WHEREAS**, *Exhibit 2* to this Resolution sets forth the General Purpose Fund expenditure amendments to the FY 2017-19 Policy Budget for FY 2018-19; and

**WHEREAS**, *Exhibit 3* to this Resolution sets forth the total revenues and expenditures for Non-General Purpose Funds in FY 2017-19 Policy Budget for FY 2018-19; and

**WHEREAS**, *Exhibit 4* to this Resolution sets forth the Non-General Purpose Fund revenue and expenditure amendments to the FY 2017-19 Policy Budget for FY 2018-19; and

**WHEREAS**, *Exhibit 5* to this Resolution sets forth revenue and expenditure amendments to the FY 2017-19 Policy Budget for FY 2018-19, which will be enacted if Measure D – The 2018 Oakland Public Library Preservation Act, is approved by the voters in the June 2018 Statewide Direct Primary Election; now, therefore be it

**RESOLVED:** That the City's FY 2018-19 Midcycle Policy Budget is hereby amended to include adjustments for the GPF as set forth in *Exhibits 1 and 2* attached to and incorporated into this Resolution; and be it

**FURTHER RESOLVED:** That the City's FY 2018-19 Midcycle Policy Budget is hereby further amended to include total revenues and expenditures as set forth in **Exhibit 3** and adjustments for the non-GPF funds as set forth in **Exhibit 4**, attached to and incorporated into this Resolution; and be it

**FURTHER RESOLVED:** That the City's FY 2018-19 Midcycle Policy Budget is hereby further amended to include adjustments for to the GPF and non-GPF funds as set forth in **Exhibit 5** attached to and incorporated into this Resolution if Measure D – The 2018 Oakland Public Library Preservation Act, is approved; and be it

**FURTHER RESOLVED:** That the City Council's FY 2018-19 Midcycle Amendments also include Adjustments to the GPF, other funds, and policy directives as shown in **Exhibit 6**; and be it

**FURTHER RESOLVED:** That the City Administrator is hereby authorized to periodically transfer funds between Departments and completed Projects as needed in order to clean-up negative budget balances within the same Fund; and be it

**FURTHER RESOLVED:** That the City Administrator is hereby authorized to transfer funds between Funds, Departments, and Projects as needed in order to clean-up and consolidate City's Gas Tax Funds as recommended by the State Controller; and be it

**FURTHER RESOLVED:** That the City Administrator is hereby instructed to return to the City Council by January 2019 with a holistic strategy to address the City's Other Post Employment Benefit liabilities; and be it

**FURTHER RESOLVED:** That should voters approve a repeal of the Statewide Gasoline Tax during the November 2018 General election, the City Administrator is hereby authorized to suspend expenditures, the hiring of staff positions, and projects in the Gas Tax Fund and related funds until a revised Transportation funding plan can be approved by the City Council; and be it

**FURTHER RESOLVED:** That the City Administrator is hereby authorized and directed to calculate all required set-asides and make appropriate adjustments, based on the final adopted budget amendments, as legally required, such as Kid's First! and the 7.5 percent Emergency Reserve; and be it

**FURTHER RESOLVED:** That all other provisions of Resolutions No. 86821 C.M.S., which adopted the FY 2017-19 biennial budget on June 29, 2017, shall remain in effect for FY 2018-19.

IN COUNCIL, OAKLAND, CALIFORNIA, \_\_\_\_\_

**PASSED BY THE FOLLOWING VOTE:**

AYES - BROOKS, CAMPBELL WASHINGTON, GALLO, GIBSON MCELHANEY, GUILLEN, KALB, KAPLAN,  
AND COUNCIL PRESIDENT REID

NOES -

ABSENT -

ABSTENTION -

ATTEST: \_\_\_\_\_

LaTonda Simmons  
City Clerk and Clerk of the Council  
of the City of Oakland, California

**EXHIBIT 1 - MIDCYCLE REVENUE ADJUSTMENTS TO FY 2018-19 BUDGET**  
**General Purpose Fund (GPF) 1010**

	<b>FY 2016-17 Actual</b>	<b>FY 2017-18 Adopted Budget</b>	<b>FY 2017-18 Q3 Forecast</b>	<b>FY 2018-19 Adopted Budget</b>	<b>FY 2018-19 Midcycle Proposed</b>	<b>FY 2018-19 Midcycle v. Adopted</b>
Property Tax	\$ 171,475,372	\$ 182,707,896	\$ 184,440,777	\$ 190,093,739	\$ 196,467,669	\$ 6,373,930
Sales Tax	53,701,770	55,998,537	58,684,000	57,678,493	57,678,493	-
Vehicle License Fee	189,433	-	224,279	-	-	-
Business License Tax	75,840,294	79,580,950	80,962,300	81,834,879	86,622,000	4,787,121
Utility User Tax	52,618,316	50,700,000	53,144,500	50,700,000	54,207,390	3,507,390
Real Estate Transfer Tax	79,069,794	75,822,812	75,822,812	77,962,496	74,181,417	(3,781,079)
Transient Occupancy Tax	22,367,662	22,653,820	22,653,820	23,333,435	23,673,242	339,807
Parking Tax	10,636,779	11,130,600	11,130,600	11,436,700	11,436,700	-
Licenses & Permits	1,801,800	2,060,303	2,060,303	2,064,974	2,104,974	40,000
Fines & Penalties	21,687,280	22,428,254	20,968,000	22,650,000	21,231,083	(1,418,917)
Interest Income	1,207,280	740,482	1,207,280	740,482	1,210,069	469,587
Service Charges	54,612,720	59,246,455	59,246,455	61,178,431	62,083,803	905,372
Grants & Subsidies	1,520,828	119,435	953,587	119,435	119,435	-
Miscellaneous Revenue	6,525,455	2,338,857	4,863,903	5,487,531	5,487,531	-
Interfund Transfers	2,274,207	3,964,207	3,964,207	4,774,207	4,768,924	(5,283)
<b>Sub-Total</b>	<b>555,528,990</b>	<b>569,492,608</b>	<b>580,326,823</b>	<b>590,054,802</b>	<b>601,272,730</b>	<b>11,217,928</b>
<i>Transfers from Fund Balance</i>	<i>30,022,178</i>	<i>8,679,441</i>	<i>8,679,442</i>	<i>-</i>	<i>1,679,877</i>	<i>1,679,877</i>
<b>Grand Total</b>	<b>\$ 585,551,168</b>	<b>\$ 578,172,049</b>	<b>\$ 589,006,265</b>	<b>\$ 590,054,802</b>	<b>\$ 602,952,607</b>	<b>\$ 12,897,805</b>

**EXHIBIT 2 - MIDCYCLE ADJUSTMENTS TO FY2018-19 BUDGET  
General Purpose Fund (GPF) 1010**

Item	Description	Department	EXPENDITURES				REVENUES		
			Ongoing	One-time	Combined	FTE	Ongoing	One-time	Combined
<b>FY2017-19 ADOPTED BUDGET</b>									
A1	FY 2018-19 Adopted Budget (Includes SSBT)		\$ 581,010,090	\$ 14,944,712	\$ 595,954,802	2,434.20	\$ 582,797,395	\$ 13,157,407	\$ 595,954,802
<b>REVENUE ADJUSTMENTS</b>									
B1	Projected increase in Property Tax		\$ -	\$ -	\$ -	-	\$ 4,666,486	\$ -	\$ 4,666,486
B2	Projected increase in RPTTF (Property Tax)		\$ -	\$ -	\$ -	-	\$ 1,707,444	\$ -	\$ 1,707,444
B3	Projected increase in Business License Tax		\$ -	\$ -	\$ -	-	\$ 3,387,121	\$ 500,000	\$ 3,887,121
B4	Projected increase in Utility Consumption Tax		\$ -	\$ -	\$ -	-	\$ 3,507,390	\$ -	\$ 3,507,390
B5	Projected decrease in Real Estate Transfer Tax		\$ -	\$ -	\$ -	-	\$ 4,944,374	\$ (8,725,453)	\$ (3,781,079)
B6	Projected Increase in Transient Occupancy Tax		\$ -	\$ -	\$ -	-	\$ 339,807	\$ -	\$ 339,807
B7	Transfer SSBT revenues from Fund 1010 to Fund 1030 (Measure HH)		\$ -	\$ -	\$ -	-	\$ (5,900,000)	\$ -	\$ (5,900,000)
B8	Projected decrease in Fines & Penalties from parking citation reductions		\$ -	\$ -	\$ -	-	\$ (1,800,000)	\$ -	\$ (1,800,000)
B10	Projected increase in Miscellaneous Income (Interest) & Reduce Interfund Transfers		\$ -	\$ -	\$ -	-	\$ 464,304	\$ -	\$ 464,304
<b>Sub-Total of Revenue Adjustments</b>			\$ -	\$ -	\$ -	-	\$ 11,316,926	\$ (8,225,453)	\$ 3,091,473
<b>EXPENDITURE ADJUSTMENTS</b>									
C1	Personnel adjustments including COLA, equity, fringe rate adjustments, and CSO recoveries; ISF rebalancing due to personnel and O&M increases; Remove FY18-19 transfer to fund balance; Decrease VSSF contribution based on revenue adjustments and CFP	Citywide	\$ 9,745,878	\$ (3,274,102)	\$ 6,471,776	-	\$ -	\$ -	\$ -
C2	Technical adjustment to parking citation contract cost expenditures	Finance	\$ (2,662,500)	\$ -	\$ (2,662,500)	-	\$ -	\$ -	\$ -
C3	Increase and baseline in HSD CSO subsidies; Increase in HSD operating subsidies; and other one-time funding adjustments	Human Services	\$ 3,352,059	\$ (2,669,377)	\$ 682,682	-	\$ -	\$ -	\$ -
C4	KidsFirst true-up FY12-13 through FY16-17; KidsFirst FY18-19 adjustment due to revenue increase	Non-Departmental	\$ 77,515	\$ 3,135,049	\$ 3,212,564	-	\$ -	\$ -	\$ -
C5	Transfer SSBT appropriations to Fund 1030	Non-Departmental	\$ (5,900,000)	\$ -	\$ (5,900,000)	-	\$ -	\$ -	\$ -
<b>Sub-Total of Expenditure Adjustments</b>			\$ 4,612,952	\$ (2,808,430)	\$ 1,804,522	-	\$ -	\$ -	\$ -
<b>FY 2018-19 ADJUSTED BASELINE BUDGET</b>									
D1	FY 2018-19 Adjusted Baseline Budget		\$ 585,623,042	\$ 12,136,282	\$ 597,759,324	2,434.20	\$ 594,114,321	\$ 4,931,954	\$ 599,046,275
<b>DEPARTMENTAL REQUESTS</b>									
E1	Transfer 0.56 FTE of SAM III from Fund 1010 to Fund 2415	Mayor	\$ (181,979)	\$ -	\$ (181,979)	(0.56)	\$ -	\$ -	\$ -
E2	Add 0.60 FTE Receptionist, PPT	CAO	\$ 45,045	\$ -	\$ 45,045	0.60	\$ -	\$ -	\$ -
E3	Increase Fines & Penalties and Service Charges in Contract Compliance	CAO	\$ -	\$ -	\$ -	-	\$ 50,455	\$ -	\$ 50,455
E4	Add 1.0 FTE Animal Care Attendant in Animal Services	CAO	\$ 77,709	\$ -	\$ 77,709	1.00	\$ -	\$ -	\$ -
E5	Add 1.0 FTE Public Service Representative in Animal Services	CAO	\$ 89,787	\$ -	\$ 89,787	1.00	\$ -	\$ -	\$ -
E6	Transfer 0.33 FTE Management Assistant from Fund 1010 to Fund 1760	City Clerk	\$ (60,939)	\$ -	\$ (60,939)	(0.33)	\$ -	\$ -	\$ -
E7	Increase O&M to cover elections in FY18-19	City Clerk	\$ 250,000	\$ -	\$ 250,000	-	\$ -	\$ -	\$ -
E8	O&M for additional required public meetings and mandatory training; and contract services to facilitate requirements with the NSA	Police Commission	\$ 126,000	\$ -	\$ 126,000	-	\$ -	\$ -	\$ -
E9	Transfer Business Analyst IV to Budget Bureau; Delete City Administrator Analyst; Unfreeze Accounting Supervisor	Finance	\$ 3,012	\$ -	\$ 3,012	-	\$ -	\$ -	\$ -
E10	Purchase, implementation and maintenance of CAFR software.	Finance	\$ 30,000	\$ 50,000	\$ 80,000	-	\$ -	\$ -	\$ -
E11	Add 1.0 FTE Tax Auditor II position in the Revenue Bureau for cannabis audits (costing at 1/2 year)	Finance	\$ 65,588	\$ -	\$ 65,588	1.00	\$ 300,000	\$ -	\$ 300,000
E12	Funding for independent study of OPEB liability, benchmarking, and funding strategies/recommendations	Finance	\$ -	\$ 150,000	\$ 150,000	-	\$ -	\$ -	\$ -
E13	Add 2.0 FTE Account Clerk II to process tax assessment refunds (costing at 1/2 year) and increase audit revenues	Finance	\$ 83,582	\$ -	\$ 83,582	2.00	\$ 600,000	\$ -	\$ 600,000
E14	Increase revenue per MFS for recordation and technology fee and special event permit fees	Finance	\$ -	\$ -	\$ -	-	\$ 70,000	\$ -	\$ 70,000
E15	Transfer 0.50 FTE Executive Assistant from Fund 1010 to Fund 4200	DIT	\$ (57,707)	\$ -	\$ (57,707)	(0.50)	\$ -	\$ -	\$ -
E16	Transfer 0.75 FTE Telecom Systems from Fund 1010 to Fund 4200	DIT	\$ (134,981)	\$ -	\$ (134,981)	(0.75)	\$ -	\$ -	\$ -
E17	Add 1.0 FTE Application Developer III [Filled Position]	DIT	\$ 188,988	\$ -	\$ 188,988	1.00	\$ -	\$ -	\$ -
E18	Add 0.5 FTE Business Analyst IV/Add 0.5 FTE Project Manager II funded 50% Fund 1010 and 50% Fund 4600 (Civilianization)	DIT	\$ 242,099	\$ -	\$ 242,099	1.00	\$ -	\$ -	\$ -
E19	Add 1.0 FTE Administrative Assistant II	Race & Equity	\$ 103,229	\$ -	\$ 103,229	1.00	\$ -	\$ -	\$ -



**EXHIBIT 2 - MIDCYCLE ADJUSTMENTS TO FY2018-19 BUDGET  
General Purpose Fund (GPF) 1010**

Item	Description	Department	EXPENDITURES				REVENUES		
			Ongoing	One-time	Combined	FTE	Ongoing	One-time	Combined
E20	Add 1.0 FTE Administrative Assistant II (CONF) for Training	HRM	\$ 104,228	\$ -	\$ 104,228	1.00	\$ -	\$ -	\$ -
E21	Add 1.0 FTE Senior HR Analyst for Recruitment	HRM	\$ 155,451	\$ -	\$ 155,451	1.00	\$ -	\$ -	\$ -
E22	Increase O&M to purchase furniture and technology for HR training rooms	HRM	\$ -	\$ 13,500	\$ 13,500	-	\$ -	\$ -	\$ -
E23	Increase fee revenue in proportion to personnel cost increases	Police Department	\$ -	\$ -	\$ -	-	\$ 800,000	\$ -	\$ 800,000
E24	Add Cannabis Permit O&M	Police Department	\$ 50,000	\$ -	\$ 50,000	-	\$ -	\$ -	\$ -
E25	Add Fire Academy	Fire Department	\$ 1,125,000	\$ -	\$ 1,125,000	-	\$ -	\$ -	\$ -
E26	Add 1.0 FTE Budget & Grants Administrator	Fire Department	\$ 171,414	\$ -	\$ 171,414	1.00	\$ -	\$ -	\$ -
E27	Delete 1.0 FTE Assistant to the Director/Transfer 1.0 FTE Administrative Services Manager I from Fund 1820	Parks and Recreation	\$ (57,625)	\$ -	\$ (57,625)	-	\$ -	\$ -	\$ -
E28	Funding for sanitation services for the homeless	Human Services	\$ -	\$ 300,000	\$ 300,000	-	\$ -	\$ -	\$ -
E29	Add 1.00 FTE Health and Human Services Planner to Community Housing Division for homelessness services	Human Services	\$ 163,433	\$ -	\$ 163,433	1.00	\$ -	\$ -	\$ -
E30	Funding for Everyone Home Dues and Biennial Homeless Count for Oakland	Human Services	\$ 60,000	\$ -	\$ 60,000	-	\$ -	\$ -	\$ -
E31	Transfer one-time funding for New Rapid Rehousing Center from Fund 1010 to Fund 1870 and transfer to HSD	Human Services	\$ -	\$ (300,000)	\$ (300,000)	-	\$ -	\$ -	\$ -
E32	Transfer 1.00 FTE Director of Human Services from Fund 7760; Transfer 1.00 FTE Administrative Assistant I, 0.93 FTE Accountant II, 0.55 FTE Administrative Services Manager II to Fund 7760 and reduce O&M by \$3,786	Human Services	\$ -	\$ -	\$ -	(1.48)	\$ -	\$ -	\$ -
E33	Transfer CSEC funding from Fund 1010 to Fund 2252 (Measure Z)	Human Services	\$ -	\$ (110,000)	\$ (110,000)	-	\$ -	\$ -	\$ -
E34	Transfer Brown Bag program funding from Fund 1010 to Fund 1030 (Measure HH)	Human Services	\$ -	\$ (100,000)	\$ (100,000)	-	\$ -	\$ -	\$ -
E35	Freeze vacant 0.70 FTE Graphic Design Specialist	EWD	\$ (89,532)	\$ -	\$ (89,532)	(0.70)	\$ -	\$ -	\$ -
E36	Transfer to Fund 2195 to maintain and stabilize job training, job-preparation, and placement services and related programs	EWD	\$ -	\$ 275,000	\$ 275,000	-	\$ -	\$ -	\$ -
E37	Add 1.0 FTE Program Analyst III to Fund 1010; Transfer 1.0 FTE Program Analyst II from Fund 1010 to Fund 2195; Remaining Balance Offset by 1010 Carryforward	EWD	\$ 29,352	\$ (82,143)	\$ (52,791)	-	\$ -	\$ -	\$ -
E38	Delete 0.5 FTE Student Trainee, PT and reduce O&M	EWD	\$ (39,241)	\$ -	\$ (39,241)	(0.50)	\$ -	\$ -	\$ -
E39	Reduction to O&M	Planning and Building	\$ (350)	\$ -	\$ (350)	-	\$ -	\$ -	\$ -
E40	Transfer 0.27 FTE Mayor's PSE 14 to from Fund 1010 to Fund 7760 Overhead	OPW	\$ (43,786)	\$ -	\$ (43,786)	(0.27)	\$ -	\$ -	\$ -
E41	Subsidy to cover COLA and other rate increases in Fund 2310 (LLAD)	OPW	\$ 383,171	\$ -	\$ 383,171	-	\$ -	\$ -	\$ -
E42	Add 1.0 FTE Street Maintenance Leader and 2.0 FTE PW Maintenance Worker for illegal dumping (costing at 1/2 year)	OPW	\$ 172,381	\$ -	\$ 172,381	3.00	\$ -	\$ -	\$ -
E43	Add O&M for illegal dumping crew; Equipment purchase from existing appropriation in Fund 4100	OPW	\$ 57,000	\$ -	\$ 57,000	-	\$ -	\$ -	\$ -
E44	Increase Revenue for Parking Citation from Automated License Plate Recognition (ALPR) and one time purchase of equipment installation (5 year cost) and ongoing maintenance	DOT	\$ 28,000	\$ 338,000	\$ 366,000	-	\$ 366,000	\$ -	\$ 366,000
E45	Change MFS to reflect full cost to DOT for administering the Residential Parking Program	DOT	\$ -	\$ -	\$ -	-	\$ 40,000	\$ -	\$ 40,000
E46	ISF adjustment for estimated City Hall security costs	Non-Departmental	\$ 670,000	\$ -	\$ 670,000	-	\$ -	\$ -	\$ -
E47	Additional funding for FY18-19 BID assessments	Non-Departmental	\$ 75,597	\$ -	\$ 75,597	-	\$ -	\$ -	\$ -
E49	Loans for lower-income, under-served persons or entities opening and operating medical marijuana and related businesses	Non-Departmental	\$ -	\$ 275,000	\$ 275,000	-	\$ -	\$ -	\$ -
E50	Set aside for conversion of Temporary Part-Time workers to Full-Time	Non-Departmental	\$ 500,000	\$ -	\$ 500,000	-	\$ -	\$ -	\$ -
E50	Transfer from Fund Balance	Non-Departmental	\$ -	\$ -	\$ -	-	\$ -	\$ 1,679,877	\$ 1,679,877
<b>Subtotal</b>			<b>\$ 4,383,926</b>	<b>\$ 809,357</b>	<b>\$ 5,193,283</b>	<b>10.51</b>	<b>\$ 2,226,455</b>	<b>\$ 1,679,877</b>	<b>\$ 3,906,332</b>
<b>FY 2018-19 Adjusted Budget Total</b>			<b>\$ 590,006,968</b>	<b>\$ 12,945,639</b>	<b>\$ 602,952,607</b>	<b>2,444.71</b>	<b>\$ 596,340,776</b>	<b>\$ 6,611,831</b>	<b>\$ 602,952,607</b>

**EXHIBIT 3 - FY 2018-19 MIDCYCLE EXPENDITURES**  
**Other (Non-General Purpose) Fund Tables**

<b>FUND &amp; DESCRIPTION</b>	<b>Adopted</b>	<b>Midcycle</b>	<b>Variance</b>
1020 - Vital Services Stabilization Fund	2,027,733	-	(2,027,733)
1030 - Measure HH (SSBDT)	-	10,626,000	10,626,000
1100 - Self Insurance Liability	22,741,409	22,741,409	-
1200 - Pension Override Tax Revenue	109,186,052	109,186,052	-
1610 - Successor Redevelopment Agency Reimbursement Fund	5,539,556	4,173,794	(1,365,762)
1700 - Mandatory Refuse Program	2,740,000	2,740,000	-
1710 - Recycling Program	4,775,447	4,981,443	205,996
1720 - Comprehensive Clean-up	22,550,012	23,794,300	1,244,288
1750 - Multipurpose Reserve	9,481,868	9,951,868	470,000
1760 - Telecommunications Reserve	1,962,762	2,130,771	168,009
1770 - Telecommunications Land Use	692,817	635,000	(57,817)
1780 - Kid's First Oakland Children's Fund	16,715,050	19,927,614	3,212,564
1820 - OPRCA Self Sustaining Revolving Fund	7,723,104	8,002,650	279,546
1870 - Affordable Housing Trust Fund	4,099,907	6,896,035	2,796,128
1885 - 2011A-T Subordinated Housing	750,000	17,420,000	16,670,000
2102 - Department of Agriculture	1,135,682	1,021,302	(114,380)
2103 - HUD-ESG/SHP/HOPWA	8,381,545	9,337,708	956,163
2108 - HUD-CDBG	8,061,926	8,646,171	584,245
2109 - HUD-Home	2,107,060	3,042,249	935,189
2113 - Department of Justice - COPS Hiring	1,461,064	1,461,064	-
2116 - Department of Transportation	344,726	344,726	-
2120 - Federal Action Agency	405,448	410,533	5,085
2124 - Federal Emergency Management Agency (FEMA)	944,958	-	(944,958)
2128 - Department of Health and Human Services	24,096,952	25,390,921	1,293,969
2138 - California Department of Education	1,078,421	1,446,290	367,869
2148 - California Library Services	77,330	77,330	-
2152 - California Board of Corrections	550,000	3,286,720	2,736,720
2159 - State of California Other	327,178	334,422	7,244
2160 - County of Alameda: Grants	2,558,925	4,555,105	1,996,180
2163 - Metro Transportation Com: Program Grant	72,719	72,719	-
2172 - Alameda County: Vehicle Abatement Authority	537,000	537,000	-
2190 - Private Grants	25,000	25,000	-
2195 - Workforce Investment Act	4,016,853	3,715,981	(300,872)

**EXHIBIT 3 - FY 2018-19 MIDCYCLE EXPENDITURES**  
**Other (Non-General Purpose) Fund Tables**

<b>FUND &amp; DESCRIPTION</b>	<b>Adopted</b>	<b>Midcycle</b>	<b>Variance</b>
2211 - Measure B: Local Streets & Roads	11,280,621	17,687,891	6,407,270
2212 - Measure B: Bicycle/Pedestrian Pass-Thru Funds	1,386,398	1,413,196	26,798
2213 - Measure B: Paratransit - ACTIA	1,308,709	1,321,748	13,039
2215 - Measure F - Vehicle Registration Fee	1,813,031	2,546,283	733,252
2216 - Measure BB - Alameda County Transportation Commission Sales Tax	14,045,182	16,172,336	2,127,154
2217 - Measure BB - OAB Roadway Infrastructure Improvement	-	4,125,000	4,125,000
2230 - State Gas Tax	14,608,140	9,269,732	(5,338,408)
2231 - State Gas Tax-Prop 42 Replacement Funds	1,698,506	1,698,506	-
2232 - Gas Tax RMRA	-	7,167,109	7,167,109
2241 - Measure Q-Library Services Retention & Enhancement	18,033,676	16,658,260	(1,375,416)
2242 - Measure Q Reserve- Library Services Retention & Enhancement	754,121	754,329	208
2250 - Measure N: Fund	1,714,525	1,714,525	-
2252 - Measure Z - Violence Prevention and Public Safety Act of 2014	27,514,763	27,447,807	(66,956)
2310 - Lighting and Landscape Assessment District	19,939,153	20,484,388	545,235
2330 - Werner Court Vegetation Mgmt District	3,200	3,200	-
2331 - Wood Street Community Facilities District	-	61,225	61,225
2332 - OAB CFD No.2015-1- Gateway industrial Park	-	2,048,542	2,048,542
2411 - False Alarm Reduction Program	1,655,370	1,637,738	(17,632)
2412 - Alameda County: Emergency Dispatch Service Supplemental Assessments	2,345,028	2,430,234	85,206
2413 - Rent Adjustment Program Fund	4,844,848	6,795,728	1,950,880
2415 - Development Service Fund	46,571,462	49,918,236	3,346,774
2416 - Traffic Safety Fund	1,460,443	1,488,731	28,288
2417 - Excess Litter Fee Fund	416,440	416,440	-
2419 - Measure C: Transient Occupancy Tax (TOT) Surcharge	6,363,663	6,821,018	457,355
2420 - Transportation Impact Fee	-	3,193,961	3,193,961
2421 - Capital Improvements Impact Fee Fund	-	2,040,000	2,040,000
2826 - Mortgage Revenue	89,492	89,492	-
2912 - Federal Asset Forfeiture: City Share	110,000	110,000	-
2914 - State Asset Forfeiture	90,000	90,000	-
2990 - Public Works Grants	280,000	280,000	-
2995 - Police Grants	10,000	10,000	-
2996 - Parks and Recreation Grants 2001	16,847	16,847	-
2999 - Miscellaneous Grants	124,854	125,374	520

**EXHIBIT 3 - FY 2018-19 MIDCYCLE EXPENDITURES**  
**Other (Non-General Purpose) Fund Tables**

<b>FUND &amp; DESCRIPTION</b>	<b>Adopted</b>	<b>Midcycle</b>	<b>Variance</b>
3100 - Sewer Service Fund	63,527,514	66,834,716	3,307,202
3150 - Sewer Rate Stabilization Fund	500,000	500,000	-
3200 - Golf Course	862,910	862,910	-
4100 - Equipment	27,945,295	28,612,869	667,574
4200 - Radio / Telecommunications	8,747,658	8,859,354	111,696
4210 - Telephone Equipment and Software	607,850	607,850	-
4300 - Reproduction	1,278,011	1,289,025	11,014
4400 - City Facilities	38,392,258	39,141,077	748,819
4450 - City Facilities Energy Conservation Projects	185,000	300,000	115,000
4500 - Central Stores	350,210	437,990	87,780
4550 - Purchasing	1,384,625	1,420,286	35,661
4600 - Information Technology	10,344,609	10,366,810	22,201
5130 - Rockridge: Library Assessment District	135,000	135,000	-
5330 - Measure KK: Infrastructure and Affordable Housing	34,605,000	34,605,000	-
5610 - Central District Projects	200,000	200,000	-
5614 - Central District: TA Bonds Series 2006T	1,270,000	1,270,000	-
5643 - Central City East TA Bonds Series 2006A-T (Taxable)	120,000	120,000	-
5650 - Coliseum Projects	100,000	100,000	-
5671 - OBRA: Leasing & Utility	2,317,623	2,250,755	(66,868)
6013 - 2013 LED Streetlight Acquisition Lease Financing	1,634,139	1,634,139	-
6029 - Taxable Pension Obligation Bonds: 2012 Series-PFRS	18,418,959	18,418,959	-
6032 - Taxable Pension Obligation: Series 2001	47,300,501	47,300,501	-
6036 - JPFA Refunding Revenue Bonds: 2008 Series A-1 (Tax-Exempt Bonds)	1,281,277	1,281,277	-
6064 - GO Refunding Bonds, Series 2015A	14,786,425	14,786,425	-
6312 - GOB Series 2012-Refunding Bonds	6,670,725	6,670,725	-
6322 - Measure DD: 2017C Clean Water, Safe Parks & Open Space Trust for	1,453,732	1,453,732	-
6330 - Measure KK: 2017A-1 (TE) Infrastructure and Affordable Housing	-	2,246,557	2,246,557
6331 - Measure KK: 2017A-2 (Taxable) Infrastructure and Affordable Housing	-	4,137,206	4,137,206
6540 - Skyline Sewer District - Redemption	28,720	-	(28,720)
6555 - Piedmont Pines 2010 Utility Underground Phase I - Debt Service	235,168	239,818	4,650
6570 - JPFA Pooled Assessment: 1996 Revenue Bonds - Assessment	24,800	-	(24,800)
6587 - 2012 Refunding Reassessment Bonds-Debt Service	447,788	467,259	19,471
6612 - JPFA Lease Revenue Refunding Bonds (Admin Building): 2008 Series	9,065,663	9,065,663	-

**EXHIBIT 3 - FY 2018-19 MIDCYCLE EXPENDITURES  
Other (Non-General Purpose) Fund Tables**

<b>FUND &amp; DESCRIPTION</b>	<b>Adopted</b>	<b>Midcycle</b>	<b>Variance</b>
6999 - Miscellaneous Debt Service	25,000,000	25,000,000	-
7100 - Police and Fire Retirement System	3,338,797	3,322,600	(16,197)
7130 - Employee Deferred Compensation	242,212	142,701	(99,511)
7320 - Police and Fire Retirement System Refinancing Annuity Trust	6,306,055	6,306,055	-
7540 - Oakland Public Library Trust	103,399	103,399	-
7760 - Grant Clearing	-	-	-
7999 - Miscellaneous Trusts	368,101	407,349	39,248
	<b>775,227,000</b>	<b>853,848,060</b>	<b>78,621,060</b>

**EXHIBIT 4 - MIDCYCLE DEPARTMENTAL PROPOSALS FY2018-19 BUDGET  
Non-General Purpose Funds**

ITEM No.	Description	Department	EXPENDITURES				REVENUES		
			Ongoing	One-time	Combined	FTE	Ongoing	One-time	Combined
<b>1020 - Vital Services Stabilization Fund</b>									
1	Reduce VSSF contribution from GPF and reduce transfers to fund balance accordingly	Non-Departmental	\$ -	\$ (2,027,733)	\$ (2,027,733)	-	\$ -	\$ (2,027,733)	\$ (2,027,733)
<b>FUND 1020 SUB-TOTAL</b>			<b>\$ -</b>	<b>\$ (2,027,733)</b>	<b>\$ (2,027,733)</b>	<b>-</b>	<b>\$ -</b>	<b>\$ (2,027,733)</b>	<b>\$ (2,027,733)</b>
<b>1030 - Sugar Sweetened Beverage Tax</b>									
1	Funding for the administration of the SSBT for outreach, communication and management services	Finance	\$ 70,000	\$ -	\$ 70,000	-	\$ -	\$ -	\$ -
2	Transfer Brown Bag program funding from Fund 1010 to Fund 1030	Human Services	\$ 100,000	\$ -	\$ 100,000	-	\$ -	\$ -	\$ -
3	Increase contract contingencies consistent with increases in revenues	Non-Departmental	\$ 4,556,000	\$ -	\$ 4,556,000	-	\$ 4,726,000	\$ -	\$ 4,726,000
<b>FUND 1030 SUB-TOTAL</b>			<b>\$ 4,726,000</b>	<b>\$ -</b>	<b>\$ 4,726,000</b>	<b>-</b>	<b>\$ 4,726,000</b>	<b>\$ -</b>	<b>\$ 4,726,000</b>
<b>1200 - Police &amp; Fire Retirement System</b>									
1	Decrease PFRS transfer out based on current actuarial valuation	Non-Departmental	\$ (1,600,000)	\$ -	\$ (1,600,000)	-	\$ -	\$ -	\$ -
2	Transfer to Fund 1200 Fund Balance	Non-Departmental	\$ 1,600,000	\$ -	\$ 1,600,000	-	\$ -	\$ -	\$ -
<b>FUND 1200 SUB-TOTAL</b>			<b>\$ -</b>	<b>\$ -</b>	<b>\$ -</b>	<b>-</b>	<b>\$ -</b>	<b>\$ -</b>	<b>\$ -</b>
<b>1610 - Successor Redevelopment Agency Reimbursement Fund</b>									
1	Reduce ROPS approved administrative allowance & miscellaneous personnel budgets	Citywide	\$ (20,640)	\$ -	\$ (20,640)	-	\$ (8,210)	\$ -	\$ (8,210)
2	Reduction in ROPS project staffing costs/Transfer 0.80 FTE Development Program Manager/Transfer 0.80 FTE Urban Economic Analyst II/Transfer 0.32 FTE Urban Economic Coordinator to other eligible funds due to ROPS reduction	EWD	\$ (433,373)	\$ -	\$ (433,373)	(1.92)	\$ (564,822)	\$ -	\$ (564,822)
3	Due to DOF's denial of Housings portion of ROPS, transferred all staffing cost and ISF's to Funds 1870, 1885, 2108, 2109, 2413 & 5331	Housing	\$ (805,857)	\$ -	\$ (805,857)	(4.42)	\$ (792,730)	\$ -	\$ (792,730)
<b>FUND 1610 SUB-TOTAL</b>			<b>\$ (1,259,870)</b>	<b>\$ -</b>	<b>\$ (1,259,870)</b>	<b>(6.34)</b>	<b>\$ (1,365,762)</b>	<b>\$ -</b>	<b>\$ (1,365,762)</b>
<b>1710 - Comprehensive Cleanup</b>									
1	Freeze 0.10 FTE Graphic Design Specialist	EWD	\$ (15,289)	\$ -	\$ (15,289)	(0.10)	\$ -	\$ -	\$ -
2	Add Revenues and Expenditures from construction and demolition plan review	OPW	\$ 20,161	\$ -	\$ 20,161	-	\$ 20,161	\$ -	\$ 20,161
3	Add educational campaign on recycling, illegal dumping, and waste aversion	OPW	\$ -	\$ 50,000	\$ 50,000	-	\$ -	\$ -	\$ -
4	Transfer from Fund 1710 Fund Balance	OPW	\$ -	\$ -	\$ -	-	\$ -	\$ 185,835	\$ 185,835
<b>FUND 1710 SUB-TOTAL</b>			<b>\$ 4,872</b>	<b>\$ 50,000</b>	<b>\$ 54,872</b>	<b>(0.10)</b>	<b>\$ 20,161</b>	<b>\$ 185,835</b>	<b>\$ 205,996</b>
<b>1720 - Comprehensive Cleanup</b>									
1	Freeze 0.10 FTE Graphic Design Specialist	EWD	\$ (15,289)	\$ -	\$ (15,289)	(0.10)	\$ -	\$ -	\$ -
2	Add 3.0 FTE Litter/Nuisance Enforcement Officers	OPW	\$ 452,415	\$ -	\$ 452,415	3.00	\$ -	\$ -	\$ -
3	Transfer from Fund Balance	OPW	\$ -	\$ -	\$ -	-	\$ -	\$ 1,350,772	\$ 1,350,772
4	Bus shelter street furniture grant revenue reduction	DOT	\$ -	\$ -	\$ -	-	\$ (106,484)	\$ -	\$ (106,484)
<b>FUND 1720 SUB-TOTAL</b>			<b>\$ 437,126</b>	<b>\$ -</b>	<b>\$ 437,126</b>	<b>2.90</b>	<b>\$ (106,484)</b>	<b>\$ 1,350,772</b>	<b>\$ 1,244,288</b>

**EXHIBIT 4 - MIDCYCLE DEPARTMENTAL PROPOSALS FY2018-19 BUDGET  
Non-General Purpose Funds**

ITEM No.	Description	Department	EXPENDITURES				REVENUES		
			Ongoing	One-time	Combined	FTE	Ongoing	One-time	Combined
<b>1750 - Multipurpose Reserve</b>									
1	Appropriate Revenues for Curb Color Program	DOT	\$ -	\$ -	\$ -	-	\$ 25,000	\$ -	\$ 25,000
2	Appropriate Estimated FY18-19 Car Share revenues	DOT	\$ -	\$ -	\$ -	-	\$ 420,000	\$ -	\$ 420,000
3	Estimated revenues from dedicated-space car share permits	DOT	\$ -	\$ -	\$ -	-	\$ 25,000	\$ -	\$ 25,000
4	Add personnel allocation for Car Share Program Limited Duration Employees	DOT	\$ 345,362	\$ -	\$ 345,362	-	\$ -	\$ -	\$ -
5	Transfer 0.25 FTE Program Analyst III for Car Share from Fund 1750 out from Admin Project to Car Share Project	DOT	\$ -	\$ -	\$ -	-	\$ -	\$ -	\$ -
6	Add O&M for mobility programs and add O&M for Car Share Program	DOT	\$ 38,848	\$ -	\$ 38,848	-	\$ -	\$ -	\$ -
7	Add O&M for Car Share Program	DOT	\$ 13,848	\$ -	\$ 13,848	-	\$ -	\$ -	\$ -
8	Transfer to Fund 1750 Fund Balance	DOT	\$ -	\$ 73,878	\$ 73,878	-	\$ -	\$ -	\$ -
<b>FUND 1750 SUB-TOTAL</b>			<b>\$ 398,058</b>	<b>\$ 73,878</b>	<b>\$ 471,936</b>	<b>-</b>	<b>\$ 470,000</b>	<b>\$ -</b>	<b>\$ 470,000</b>
<b>1760 - Telecommunications Reserve</b>									
1	Transfer 0.33 FTE Management Assistant to Fund 1760	Clerk	\$ 60,938	\$ -	\$ 60,938	0.33	\$ -	\$ -	\$ -
2	Transfer from Fund Balance	Clerk	\$ -	\$ -	\$ -	-	\$ -	\$ 168,009	\$ 168,009
<b>FUND 1760 SUB-TOTAL</b>			<b>\$ 60,938</b>	<b>\$ -</b>	<b>\$ 60,938</b>	<b>0.33</b>	<b>\$ -</b>	<b>\$ 168,009</b>	<b>\$ 168,009</b>
<b>1770 - Telecommunications Land Use</b>									
1	Transfer Real Estate Services Manager 0.29 FTE to Fund 5610 and 0.29 FTE to 5650 from Fund 1770	EWD	\$ (201,519)	\$ -	\$ (201,519)	(0.58)	\$ -	\$ -	\$ -
2	Remove transfer from Fund 1770 Fund Balance	EWD	\$ -	\$ -	\$ -	-	\$ -	\$ (57,817)	\$ (57,817)
3	Transfer to Fund Balance	EWD	\$ -	\$ 132,436	\$ 132,436	-	\$ -	\$ -	\$ -
<b>FUND 1770 SUB-TOTAL</b>			<b>\$ (201,519)</b>	<b>\$ 132,436</b>	<b>\$ (69,083)</b>	<b>(0.58)</b>	<b>\$ -</b>	<b>\$ (57,817)</b>	<b>\$ (57,817)</b>
<b>1780 - Kid's First Oakland Children's Fund</b>									
1	Increase service contracts	Human Services	\$ 17,984	\$ 3,135,049	\$ 3,153,033	-	\$ -	\$ -	\$ -
<b>FUND 1780 SUB-TOTAL</b>			<b>\$ 17,984</b>	<b>\$ 3,135,049</b>	<b>\$ 3,153,033</b>	<b>-</b>	<b>\$ -</b>	<b>\$ -</b>	<b>\$ -</b>
<b>1820 - Self-Sustaining Fund</b>									
1	Freeze 0.10 FTE Graphic Design Specialist	EWD	\$ (12,790)	\$ -	\$ (12,790)	(0.10)	\$ -	\$ -	\$ -
2	Delete 1.0 FTE Assistant to the Director/Transfer 1.0 FTE Administrative Services Manager I from Fund 1820 to Fund 1010	OPR	\$ (188,988)	\$ -	\$ (188,988)	(1.00)	\$ -	\$ -	\$ -
3	Transfer from Fund Balance	OPR	\$ -	\$ -	\$ -	-	\$ -	\$ 279,546	\$ 279,546
<b>FUND 1820 SUB-TOTAL</b>			<b>\$ (201,778)</b>	<b>\$ -</b>	<b>\$ (201,778)</b>	<b>(1.10)</b>	<b>\$ -</b>	<b>\$ 279,546</b>	<b>\$ 279,546</b>

**EXHIBIT 4 - MIDCYCLE DEPARTMENTAL PROPOSALS FY2018-19 BUDGET  
Non-General Purpose Funds**

ITEM No.	Description	Department	EXPENDITURES				REVENUES		
			Ongoing	One-time	Combined	FTE	Ongoing	One-time	Combined
<b>1870 - Affordable Housing Trust Fund</b>									
1	Transfer New Rapid Rehousing Center funding from Fund 1010 to Fund 1870 / Additional one-time funding for New Rapid Rehousing Center or winter shelters	Human Services	\$ -	\$ 800,000	\$ 800,000	-	\$ -	\$ -	\$ -
2	Job/Housing Impact Fee	PBD	\$ 23,710	\$ -	\$ 23,710	-	\$ 23,710	\$ -	\$ 23,710
3	Affordable Housing Impact Fee	PBD	\$ 40,944	\$ -	\$ 40,944	-	\$ 40,944	\$ -	\$ 40,944
4	Land sale proceeds from FY 2017-18	Housing	\$ -	\$ -	\$ -	-	\$ -	\$ 2,250,673	\$ 2,250,673
5	Appropriation for Affordable Housing	Housing	\$ -	\$ 1,800,000	\$ 1,800,000	-	\$ -	\$ -	\$ -
6	Add 0.49 FTE Loan Servicing Administrator	Housing	\$ 102,805	\$ -	\$ 102,805	0.49	\$ -	\$ -	\$ -
7	Transfer 0.50 FTE Administrative Analyst I and ISF's from Fund 2105	Housing	\$ 87,743	\$ -	\$ 87,743	0.50	\$ -	\$ -	\$ -
8	Transfer 0.10 FTE Housing Development Coordinator IV from Fund 1885	Housing	\$ 24,543	\$ -	\$ 24,543	0.10	\$ -	\$ -	\$ -
9	Due to DOF's denial of Housings portion of ROPS, transferred 0.20 FTE Exec Asst to the Director & 0.65 FTE Housing Development Coord I and ISF's from Fund 1610	Housing	\$ 137,889	\$ -	\$ 137,889	0.85	\$ -	\$ -	\$ -
10	Transfer from 1610 offset by O&M reduction	Housing	\$ (137,889)	\$ -	\$ (137,889)	-	\$ -	\$ -	\$ -
11	Additional Transfer from Fund Balance	Housing	\$ -	\$ -	\$ -	-	\$ -	\$ 94,433	\$ 94,433
<b>FUND 1870 SUB-TOTAL</b>			<b>\$ 279,745</b>	<b>\$ 2,600,000</b>	<b>\$ 2,879,745</b>	<b>1.94</b>	<b>\$ 64,654</b>	<b>\$ 2,345,106</b>	<b>\$ 2,409,760</b>
<b>1885 - 2011A-T Subordinated Housing</b>									
1	Appropriations for Affordable Housing Projects (Brooklyn Basin)	Housing	\$ 16,676,958	\$ -	\$ 16,676,958	-	\$ 16,670,000	\$ -	\$ 16,670,000
2	Transfer 0.10 FTE Housing Development Coordinator IV to Fund 1870	Housing	\$ (24,543)	\$ -	\$ (24,543)	0.10	\$ -	\$ -	\$ -
3	Due to DOF's denial of Housings portion of ROPS, transferred 0.19 FTE Director of Housing & Comm Dev, 0.06 FTE Exec Asst to the Director to Fund 5331 and transferred 0.58 FTE Administrative Assistant I from Fund 1610	Housing	\$ (30,569)	\$ -	\$ (30,569)	0.33	\$ -	\$ -	\$ -
4	Increase in O&M due to rearrangement of staff	Housing	\$ 30,569	\$ -	\$ 30,569	-	\$ -	\$ -	\$ -
<b>FUND 1885 SUB-TOTAL</b>			<b>\$ 16,652,415</b>	<b>\$ -</b>	<b>\$ 16,652,415</b>	<b>0.43</b>	<b>\$ 16,670,000</b>	<b>\$ -</b>	<b>\$ 16,670,000</b>
<b>2102 - Department of Agriculture</b>									
1	Decrease CCFP grant revenues based on Head Start enrollees	Human Services	\$ -	\$ -	\$ -	-	\$ (301,368)	\$ -	\$ (301,368)
2	Transfer 3.00 FTE Food Service Workers from Fund 2128 to Fund 2102	Human Services	\$ 275,823	\$ -	\$ 275,823	3.00	\$ -	\$ -	\$ -
3	Transfer CSO Subsidy from Fund 2128 to Fund 2102	Human Services	\$ -	\$ -	\$ -	-	\$ 41,675	\$ -	\$ 41,675
4	Transfer GPF Operating Subsidy from Fund 2128 to Fund 2102	Human Services	\$ -	\$ -	\$ -	-	\$ 146,621	\$ -	\$ 146,621
5	Decrease food ingredients and preparation materials to expected services levels	Human Services	\$ (388,895)	\$ -	\$ (388,895)	-	\$ -	\$ -	\$ -
<b>FUND 2102 SUB-TOTAL</b>			<b>\$ (113,072)</b>	<b>\$ -</b>	<b>\$ (113,072)</b>	<b>3.00</b>	<b>\$ (113,072)</b>	<b>\$ -</b>	<b>\$ (113,072)</b>



**EXHIBIT 4 - MIDCYCLE DEPARTMENTAL PROPOSALS FY2018-19 BUDGET  
Non-General Purpose Funds**

ITEM No.	Description	Department	EXPENDITURES				REVENUES		
			Ongoing	One-time	Combined	FTE	Ongoing	One-time	Combined
<b>2103 - HUD-ESG/SHP/HOPWA</b>									
1	Increase OHA OPRI Grant Revenue	Human Services	\$ -	\$ -	\$ -	-	\$ 619,344	\$ -	\$ 619,344
2	Increase OHA OPRI subrecipient contracts	Human Services	\$ 664,488	\$ -	\$ 664,488	-	\$ -	\$ -	\$ -
3	Increase Continuum of Care - Families in Transition grant revenue based on increased award	Human Services	\$ -	\$ -	\$ -	-	\$ 5,400	\$ -	\$ 5,400
4	Increase Continuum of Care - Matilda Cleveland grant revenue based on increased award	Human Services	\$ -	\$ -	\$ -	-	\$ 4,680	\$ -	\$ 4,680
5	Transfer 0.21 FTE HHS Prgm Planner to Fund 2108 (CDBG) and reduce associated CSO subsidy	Human Services	\$ (43,374)	\$ -	\$ (43,374)	(0.21)	\$ (122)	\$ -	\$ (122)
6	Transfer ISF charges to Fund 2108 (CDBG)	Human Services	\$ (2,199)	\$ -	\$ (2,199)	-	\$ -	\$ -	\$ -
7	Decrease work order expenditures and increase supplies, service contracts & misc operating expenditures	Human Services	\$ 152	\$ -	\$ 152	-	\$ -	\$ -	\$ -
<b>FUND 2103 SUB-TOTAL</b>			<b>\$ 619,067</b>	<b>\$ -</b>	<b>\$ 619,067</b>	<b>(0.21)</b>	<b>\$ 629,302</b>	<b>\$ -</b>	<b>\$ 629,302</b>
<b>2105 - HUD-EDI Grants</b>									
1	Delete 0.50 FTE Account Clerk II	Housing	\$ (56,376)	\$ -	\$ (56,376)	(0.50)	\$ -	\$ -	\$ -
2	Transfer 0.50 FTE Administrative Analyst I to Fund 1870	Housing	\$ (87,743)	\$ -	\$ (87,743)	(0.50)	\$ -	\$ -	\$ -
3	Removed planned Carryforwards	Housing	\$ 144,237	\$ -	\$ 144,237	-	\$ -	\$ -	\$ -
<b>FUND 2105 SUB-TOTAL</b>			<b>\$ 118</b>	<b>\$ -</b>	<b>\$ 118</b>	<b>(1.00)</b>	<b>\$ -</b>	<b>\$ -</b>	<b>\$ -</b>
<b>2108 - HUD-CDBG</b>									
1	Transfer 0.21 FTE HHS Prgm Planner from Fund 2103	Human Services	\$ 43,373	\$ -	\$ 43,373	0.21	\$ -	\$ -	\$ -
2	Increase various supplies and work order expenditures for CHSD Admin	Human Services	\$ 56,051	\$ -	\$ 56,051	-	\$ -	\$ -	\$ -
3	Increase contracts for PATH Set-Aside	Human Services	\$ 47,391	\$ -	\$ 47,391	-	\$ -	\$ -	\$ -
4	Increase CSO Subsidy associated with transfer of 0.21 HHS Prgm Planner from Fund 2103 partially offset by reducing operating subsidy	Human Services	\$ -	\$ -	\$ -	-	\$ 6,025	\$ -	\$ 6,025
5	Increase contracts for EOCP Homeless HSG Shelter	Human Services	\$ 158,445	\$ -	\$ 158,445	-	\$ -	\$ -	\$ -
6	Transfer ISF charges from Fund 2103	Human Services	\$ 2,199	\$ -	\$ 2,199	-	\$ -	\$ -	\$ -
7	Add 0.26 FTE Loan Servicing Administrator	Housing	\$ 54,551	\$ -	\$ 54,551	0.26	\$ -	\$ -	\$ -
8	Delete 0.50 FTE Account Clerk II	Housing	\$ (56,376)	\$ -	\$ (56,376)	(0.50)	\$ -	\$ -	\$ -
9	Annual Grant Increase	Housing	\$ -	\$ -	\$ -	-	\$ 602,315	\$ -	\$ 602,315
10	Reduce transfer from fund balance	Housing	\$ -	\$ -	\$ -	-	\$ (27,990)	\$ -	\$ (27,990)
11	Due to DOF's denial of Housings portion of ROPS, transferred 0.38 FTE Office Assistant II, 0.05 FTE Director of Housing & Comm Dev, 0.05 FTE Exec Asst to the Director and transferred, 0.62 FTE Rehabilitation Advisor III and ISF's from Fund 1610	Housing	\$ 213,498	\$ -	\$ 213,498	1.10	\$ -	\$ -	\$ -
12	Transfer from 1610 offset by carryforward	Housing	\$ -	\$ (213,498)	\$ (213,498)	-	\$ -	\$ -	\$ -
<b>FUND 2108 SUB-TOTAL</b>			<b>\$ 519,132</b>	<b>\$ (213,498)</b>	<b>\$ 305,634</b>	<b>1.07</b>	<b>\$ 580,350</b>	<b>\$ -</b>	<b>\$ 580,350</b>
<b>2109 - HUD-Home</b>									
1	Transfer 0.50 FTE Rehab Advisor III to Fund 2124	Housing	\$ (95,627)	\$ -	\$ (95,627)	(0.50)	\$ -	\$ -	\$ -
2	Increase Contract Contingencies	Housing	\$ 1,023,424	\$ -	\$ 1,023,424	-	\$ -	\$ -	\$ -
3	Due to DOF's denial of Housings portion of ROPS, transferred 0.05 FTE Exec Asst to the Director from Fund 1610	Housing	\$ 8,675	\$ -	\$ 8,675	0.05	\$ -	\$ -	\$ -
4	Transfer from 1610 offset by O&M	Housing	\$ (8,675)	\$ -	\$ (8,675)	-	\$ -	\$ -	\$ -
5	Annual Grant Increase	Housing	\$ -	\$ -	\$ -	-	\$ 935,189	\$ -	\$ 935,189
<b>FUND 2109 SUB-TOTAL</b>			<b>\$ 927,797</b>	<b>\$ -</b>	<b>\$ 927,797</b>	<b>(0.45)</b>	<b>\$ 935,189</b>	<b>\$ -</b>	<b>\$ 935,189</b>

**EXHIBIT 4 - MIDCYCLE DEPARTMENTAL PROPOSALS FY2018-19 BUDGET  
Non-General Purpose Funds**

ITEM No.	Description	Department	EXPENDITURES				REVENUES		
			Ongoing	One-time	Combined	FTE	Ongoing	One-time	Combined
<b>2124 - Federal Emergency Management Agency (FEMA)</b>									
1	Add ongoing positions in Housing funded from an existing appropriation in the Seismic Retrofit Grant	Housing	\$ -	\$ -	\$ -	3.50	\$ 26,861	\$ -	\$ 26,861
2	Transfer 0.50 FTE Rehab Advisor III from Fund 2109	Housing	\$ 95,627	\$ -	\$ 95,627	0.50			
3	Remove existing budget appropriations for the Urban Search & Rescue Grant (USAR); future appropriations supporting staffing and operations & maintenance cost will be provided through separate City Council resolution and the carryforward process	OFD	\$ (944,958)	\$ -	\$ (944,958)	-	\$ (944,958)	\$ -	\$ (944,958)
<b>FUND 2124 SUB-TOTAL</b>			<b>\$ (849,331)</b>	<b>\$ -</b>	<b>\$ (849,331)</b>	<b>4.00</b>	<b>\$ (918,097)</b>	<b>\$ -</b>	<b>\$ (918,097)</b>
<b>2128 - Department of Health and Human Services</b>									
1	SAMHSA - Add year 3 of 5 year grant revenues	Human Services	\$ -	\$ -	\$ -	-	\$ 1,000,000	\$ -	\$ 1,000,000
2	SAMHSA - Remove CF balance/ Add O&M for contracted mental health services	Human Services	\$ 976,676	\$ -	\$ 976,676	-	\$ -	\$ -	\$ -
3	CSBG - Reduce PEPR/CSBG - Reduce grant revenues	Human Services	\$ (11,916)	\$ -	\$ (11,916)	-	\$ (11,916)	\$ -	\$ (11,916)
4	Head Start - Increase grant revenue due to COLA increase from grantor	Human Services	\$ -	\$ -	\$ -	-	\$ 160,255	\$ -	\$ 160,255
5	Head Start - Transfer GPF Subsidies to Fund 2102 & Fund 2138	Human Services	\$ -	\$ -	\$ -	-	\$ (344,304)	\$ -	\$ (344,304)
6	Head Start - Transfer 8.50 FTE Early Childhood Center Directors to Fund 2138	Human Services	\$ (1,040,071)	\$ -	\$ (1,040,071)	(8.50)	\$ -	\$ -	\$ -
7	Head Start - Transfer 3.00 FTE Food Service Workers to Fund 2102	Human Services	\$ (275,821)	\$ -	\$ (275,821)	(3.00)	\$ -	\$ -	\$ -
8	Head Start - Add/Delete - Add 10.50 FTE Recreation Attendant I, PT (placeholders for HS/Early HS Sub Teaching Assistant, PT until classification is created) and Delete 4.00 FTE Head Start Instructors	Human Services	\$ 208,126	\$ -	\$ 208,126	6.50	\$ -	\$ -	\$ -
9	Head Start - Add/Delete - Add 1.0 FTE Accountant II and Delete 1.0 FTE Accountant I	Human Services	\$ 14,353	\$ -	\$ 14,353	-	\$ -	\$ -	\$ -
10	Head Start - Add/Delete - Add 1.00 FTE Food Service Worker, PT and Delete 1.00 FTE Food Program Driver, PT	Human Services	\$ 13,898	\$ -	\$ 13,898	-	\$ -	\$ -	\$ -
11	Head Start - Add 1.00 FTE Head Start/EHS Sub Inst, PT and Delete 1.00 FTE Food Program Driver, PT; Add/Delete - Add 1.00 FTE Head Start Coach Coordinator and Delete 1.00 FTE Head Start Nutrition Coordinator; Head Start - Add/Delete - Add 1.00 FTE Head Start Facilities Coordinator, 1.00 FTE Head Start School Readiness Coordinator, and 1.00 FTE Head Start ERSEA & Data Coordinator and Delete 3.00 FTE Headstart Program Coordinator	Human Services	\$ 1,277	\$ -	\$ 1,277	-	\$ -	\$ -	\$ -
12	Head Start - Increase 9.00 FTE Head Start Instructors to 12 months from 11 months	Human Services	\$ 77,293	\$ -	\$ 77,293	-	\$ -	\$ -	\$ -
13	Head Start - Eliminate salary offset & add funding for various O&M	Human Services	\$ 810,869	\$ -	\$ 810,869	-	\$ -	\$ -	\$ -
14	Increase CSO subsidies		\$ -	\$ -	\$ -	-	\$ 71,246	\$ -	\$ 71,246
15	Reduce operating subsidies to offset increase in CSO subsidies		\$ -	\$ -	\$ -	-	\$ (71,246)	\$ -	\$ (71,246)
<b>FUND 2128 SUB-TOTAL</b>			<b>\$ 774,684</b>	<b>\$ -</b>	<b>\$ 774,684</b>	<b>(5.00)</b>	<b>\$ 804,035</b>	<b>\$ -</b>	<b>\$ 804,035</b>

**EXHIBIT 4 - MIDCYCLE DEPARTMENTAL PROPOSALS FY2018-19 BUDGET**  
**Non-General Purpose Funds**

ITEM No.	Description	Department	EXPENDITURES				REVENUES		
			Ongoing	One-time	Combined	FTE	Ongoing	One-time	Combined
<b>2138 - California Department of Education</b>									
1	Head Start CSPP - increase revenues	Human Services	\$ -	\$ -	\$ -	-	\$ 26,861	\$ -	\$ 26,861
2	Add CCTR grant revenues	Human Services	\$ -	\$ -	\$ -	-	\$ 185,000	\$ -	\$ 185,000
3	Transfer 8.50 FTE Early Childhood Center Directors from Fund 2128	Human Services	\$ 1,040,073	\$ -	\$ 1,040,073	8.50	\$ -	\$ -	\$ -
4	Transfer CSO Subsidy from Fund 2128 to CSPP grant	Human Services	\$ -	\$ -	\$ -	-	\$ 126,213	\$ -	\$ 126,213
5	Transfer CSO Subsidy from Fund 2128 to CCTR grant	Human Services	\$ -	\$ -	\$ -	-	\$ 29,795	\$ -	\$ 29,795
6	Eliminate salaries offset / reduce classroom supplies / increase rent, janitorial and special needs contracts funding	Human Services	\$ (672,204)	\$ -	\$ (672,204)	-	\$ -	\$ -	\$ -
<b>FUND 2138 SUB-TOTAL</b>			<b>\$ 367,869</b>	<b>\$ -</b>	<b>\$ 367,869</b>	<b>8.50</b>	<b>\$ 367,869</b>	<b>\$ -</b>	<b>\$ 367,869</b>
<b>2152 - California Board of Corrections</b>									
1	Add CDCR GSW Grant Revenue and O&M funding for sub recipient contracts	Human Services	\$ 2,736,720	\$ -	\$ 2,736,720	-	\$ 2,736,720	\$ -	\$ 2,736,720
2	Reduce CDCR GSW contract expenditures	Human Services	\$ (6,847)	\$ -	\$ (6,847)	-	\$ -	\$ -	\$ -
<b>FUND 2152 SUB-TOTAL</b>			<b>\$ 2,729,873</b>	<b>\$ -</b>	<b>\$ 2,729,873</b>	<b>-</b>	<b>\$ 2,736,720</b>	<b>\$ -</b>	<b>\$ 2,736,720</b>
<b>2160 - County of Alameda: Grants</b>									
1	Add grant revenue, add O&M and eliminate carryforward offset for CORE Housing Centers Grant	Human Services	\$ 4,014,935	\$ -	\$ 4,014,935	-	\$ 4,014,935	\$ -	\$ 4,014,935
2	Eliminate boomerang grant revenue & expenditures	Human Services	\$ (413,104)	\$ -	\$ (413,104)	-	\$ (413,565)	\$ -	\$ (413,565)
3	Increase grant revenue and O&M for county HFSN grant	Human Services	\$ 9,157	\$ -	\$ 9,157	-	\$ 10,675	\$ -	\$ 10,675
4	Increase grant revenue for Outreach I & A grant	Human Services	\$ -	\$ -	\$ -	-	\$ 4,846	\$ -	\$ 4,846
5	Reduce operating subsidy for Outreach I & A grant	Human Services	\$ -	\$ -	\$ -	-	\$ (5,903)	\$ -	\$ (5,903)
6	Remove First Responder Advanced Life Support (FRALS) appropriation. Services will be provided for using carryforward until available appropriation is exhausted	OFD	\$ (1,643,440)	\$ -	\$ (1,643,440)	-	\$ (1,643,440)	\$ -	\$ (1,643,440)
<b>FUND 2160 SUB-TOTAL</b>			<b>\$ 1,967,548</b>	<b>\$ -</b>	<b>\$ 1,967,548</b>	<b>-</b>	<b>\$ 1,967,548</b>	<b>\$ -</b>	<b>\$ 1,967,548</b>
<b>2195 - Workforce Investment Act</b>									
1	Transfer 0.54 FTE Program Analyst II from Fund 1010	EWD	\$ 86,696	\$ -	\$ 86,696	0.54	\$ -	\$ -	\$ -
2	Transfer 0.16 FTE Program Analyst II to Fund 7999	EWD	\$ (28,465)	\$ -	\$ (28,465)	(0.16)	\$ -	\$ -	\$ -
3	Transfer to Fund 2195 to maintain and stabilize job training, job-preparation, and placement services and related programs	EWD	\$ -	\$ -	\$ -	-	\$ -	\$ 275,000	\$ 275,000
4	Reduction of Third Party Grants	EWD	\$ (116,569)	\$ -	\$ (116,569)	-	\$ -	\$ -	\$ -
5	Carryforward offset & reduction in WIOA grant	EWD	\$ (203,674)	\$ -	\$ (203,674)	-	\$ (575,872)	\$ -	\$ (575,872)
<b>FUND 2195 SUB-TOTAL</b>			<b>\$ (262,012)</b>	<b>\$ -</b>	<b>\$ (262,012)</b>	<b>0.38</b>	<b>\$ (575,872)</b>	<b>\$ 275,000</b>	<b>\$ (300,872)</b>

**EXHIBIT 4 - MIDCYCLE DEPARTMENTAL PROPOSALS FY2018-19 BUDGET  
Non-General Purpose Funds**

ITEM No.	Description	Department	EXPENDITURES				REVENUES		
			Ongoing	One-time	Combined	FTE	Ongoing	One-time	Combined
<b>2211 - Measure B Local Streets and Roads</b>									
1	Funding for eligible transportation projects for Oakland Army Base	EWD	\$ -	\$ 5,414,557	\$ 5,414,557	-	\$ -	\$ 5,414,557	\$ 5,414,557
2	Add revenue based on ACTC updated FY18 collections	DOT	\$ -	\$ -	\$ -	-	\$ -	\$ 376,304	\$ 376,304
3	Appropriate Fund Balance for Emergency Roadway Repair	DOT	\$ -	\$ 700,000	\$ 700,000	-	\$ -	\$ 700,000	\$ 700,000
4	Add/Delete Engineer Assistant II and add Public Works Sup I and transfer to fund 2230	DOT	\$ (22,872)	\$ -	\$ (22,872)	(0.10)	\$ -	\$ -	\$ -
5	Add 0.50 Student Trainee	DOT	\$ 40,421	\$ -	\$ 40,421	0.50	\$ -	\$ -	\$ -
6	Transfer 0.10 FTE Engineer Assistant II to Fund 2212 Measure B Bicycle and Pedestrian	DOT	\$ (22,872)	\$ -	\$ (22,872)	(0.10)	\$ -	\$ -	\$ -
7	Add/Delete Engineer Assistant II to Spatial Analyst III	DOT	\$ 4,725	\$ -	\$ 4,725	-	\$ -	\$ -	\$ -
8	Upgrade Drafting Tech to Engineer Assistant II	DOT	\$ 6,803	\$ -	\$ 6,803	-	\$ -	\$ -	\$ -
9	Transfer O&M from Measure BB Fund 2216 to Measure B Fund 2211	CIP	\$ 105,824	\$ -	\$ 105,824	-	\$ -	\$ -	\$ -
<b>FUND 2211 SUB-TOTAL</b>			<b>\$ 112,029</b>	<b>\$ 6,114,557</b>	<b>\$ 6,226,586</b>	<b>0.30</b>	<b>\$ -</b>	<b>\$ 6,490,861</b>	<b>\$ 6,490,861</b>
<b>2212 - Measure B Bicycle and Pedestrian</b>									
1	Add revenue based on ACTC updated FY18 collections	DOT	\$ -	\$ -	\$ -	-	\$ -	\$ 100,029	\$ 100,029
2	Add/Delete - Delete Program Analyst III in Fund 2212 and Add Assistant to the Director (0.05 FTE 2212, 0.65 FTE 2230 and 0.30 FTE 2231)	DOT	\$ (212,950)	\$ -	\$ (212,950)	(0.95)	\$ -	\$ -	\$ -
3	Transfer 0.10 FTE Assistant Engineer II from Fund 2211 and 0.75 FTE from Fund 7760 Clearing	DOT	\$ 195,378	\$ -	\$ 195,378	0.85	\$ -	\$ -	\$ -
<b>FUND 2212 SUB-TOTAL</b>			<b>\$ (17,572)</b>	<b>\$ -</b>	<b>\$ (17,572)</b>	<b>(0.10)</b>	<b>\$ -</b>	<b>\$ 100,029</b>	<b>\$ 100,029</b>
<b>2213 - Measure B: Paratransit - ACTIA</b>									
1	Add/Delete - Add 1.09 FTE Office Assistant I, PT and Delete 1.09 FTE Senior Aide, PT	Human Services	\$ 27,959	\$ -	\$ 27,959	-	\$ -	\$ -	\$ -
2	Reduce contracts	Human Services	\$ (27,959)	\$ -	\$ (27,959)	-	\$ -	\$ -	\$ -
<b>FUND 2213 SUB-TOTAL</b>			<b>\$ -</b>	<b>\$ -</b>	<b>\$ -</b>	<b>-</b>	<b>\$ -</b>	<b>\$ -</b>	<b>\$ -</b>
<b>2215 - Measure F Vehicle Registration Fees</b>									
1	Purchase 2 trucks for Complete Streets Mnt. Services.	DOT	\$ -	\$ 135,000	\$ 135,000	-	\$ -	\$ -	\$ -
2	Replace various lighting with LED fixtures and may include underpass lighting, metal halide streetlighting and pedestrian overpass lighting in illegal dumping hotspots	DOT	\$ -	\$ 250,000	\$ 250,000	-	\$ -	\$ -	\$ -
3	Materials for street signs and markings	DOT	\$ -	\$ 100,000	\$ 100,000	-	\$ -	\$ -	\$ -
4	Add O&M for utility trench work	DOT	\$ -	\$ 100,000	\$ 100,000	-	\$ -	\$ -	\$ -
5	Increase asphalt budget	DOT	\$ -	\$ 150,000	\$ 150,000	-	\$ -	\$ -	\$ -
6	Transfer from Fund Balance	DOT	\$ -	\$ -	\$ -	-	\$ -	\$ 733,252	\$ 733,252
<b>FUND 2215 SUB-TOTAL</b>			<b>\$ -</b>	<b>\$ 735,000</b>	<b>\$ 735,000</b>	<b>-</b>	<b>\$ -</b>	<b>\$ 733,252</b>	<b>\$ 733,252</b>

**EXHIBIT 4 - MIDCYCLE DEPARTMENTAL PROPOSALS FY2018-19 BUDGET  
Non-General Purpose Funds**

ITEM No.	Description	Department	EXPENDITURES				REVENUES		
			Ongoing	One-time	Combined	FTE	Ongoing	One-time	Combined
<b>2216 - Measure BB</b>									
1	Add 6.00 FTE Crossing Guards, PT (Resolution 87124)	OPD	\$ 314,897	\$ -	\$ 314,897	6.00	\$ -	\$ -	\$ -
2	Add 1.00 FTE Administrative Assistant I	Human Services	\$ 111,199	\$ -	\$ 111,199	1.00	\$ -	\$ -	\$ -
3	Add 0.53 FTE Office Assistant I, PT	Human Services	\$ 33,873	\$ -	\$ 33,873	0.53	\$ -	\$ -	\$ -
4	Reduce Contracts	Human Services	\$ (156,217)	\$ -	\$ (156,217)	-	\$ -	\$ -	\$ -
5	Funding for eligible transpiration projects for Oakland Army Base	EWD	\$ -	\$ 1,585,443	\$ 1,585,443	-	\$ -	\$ 1,585,443	\$ 1,585,443
6	Add revenue based on ACTC updated FY18 collections	DOT	\$ -	\$ -	\$ -	-	\$ -	\$ 731,469	\$ 731,469
7	Transfer O&M from Measure BB Fund 2216 to Measure B Fund 2211	CIP	\$ (105,824)	\$ -	\$ (105,824)	-	\$ -	\$ -	\$ -
<b>FUND 2216 SUB-TOTAL</b>			<b>\$ 197,928</b>	<b>\$ 1,585,443</b>	<b>\$ 1,783,371</b>	<b>7.53</b>	<b>\$ -</b>	<b>\$ 2,316,912</b>	<b>\$ 2,316,912</b>
<b>2230 - State Gas Tax</b>									
1	Transfer 1.0 FTE Public Works Supervisor II from fund 2230 to fund 3100	OPW	\$ (234,821)	\$ -	\$ (234,821)	(1.00)	\$ -	\$ -	\$ -
2	Add/Delete - Delete Program Analyst III in Fund 2212 and Add Asst to the Director (0.05 FTE 2212, 0.65 FTE 2230 and 0.30 FTE 2231)	DOT	\$ 182,363	\$ -	\$ 182,363	0.65	\$ -	\$ -	\$ -
3	Add/Delete Engineer Assistant II and Add Public Works Sup I and move to Fund 2230	DOT	\$ 209,945	\$ -	\$ 209,945	1.00	\$ -	\$ -	\$ -
4	Transfer 20.00 FTE Paving Crew and associated O&M out of 2230 to the new RMA fund 2232	DOT	\$ (5,902,025)	\$ -	\$ (5,902,025)	(20.00)	\$ -	\$ -	\$ -
5	Add allowances and premiums for entitled MOU positions	DOT	\$ 9,950	\$ -	\$ 9,950	-	\$ -	\$ -	\$ -
6	Transfer 1.60 FTE Sign Mnt. Worker, Traffic Sign Maker, Traffic Painter and Public Works Mnt. Worker from Fund 2230 to Fund 7760 project clearing	DOT	\$ (266,115)	\$ -	\$ (266,115)	(1.60)	\$ -	\$ -	\$ -
7	Transfer 0.90 FTE Spatial Analyst III to Fund 2230	DOT	\$ 224,116	\$ -	\$ 224,116	0.90	\$ -	\$ -	\$ -
8	Reduce Revenue	DOT	\$ -	\$ -	\$ -	-	\$ (1,592,440)	\$ -	\$ (1,592,440)
<b>FUND 2230 SUB-TOTAL</b>			<b>\$ (5,776,587)</b>	<b>\$ -</b>	<b>\$ (5,776,587)</b>	<b>(20.05)</b>	<b>\$ (1,592,440)</b>	<b>\$ -</b>	<b>\$ (1,592,440)</b>
<b>2231 - State Gas Tax Prop 42</b>									
1	Add/Delete - Delete Program Analyst III in Fund 2212 and Add Assistant to the Director (0.05 FTE 2212, 0.65 FTE 2230 and 0.30 FTE 2231)	DOT	\$ 84,167	\$ -	\$ 84,167	0.30	\$ -	\$ -	\$ -
2	Transfer O&M to Fund 2232	DOT	\$ (120,950)	\$ -	\$ (120,950)	-	\$ -	\$ -	\$ -
<b>FUND 2231 SUB-TOTAL</b>			<b>\$ (36,783)</b>	<b>\$ -</b>	<b>\$ (36,783)</b>	<b>0.30</b>	<b>\$ -</b>	<b>\$ -</b>	<b>\$ -</b>
<b>2232 - Gas Tax RMRA</b>									
1	Transfer 20.00 FTE Paving Crew and associated O&M out of 2230 to the new RMA fund 2232	DOT	\$ 5,902,025	\$ -	\$ 5,902,025	20.00	\$ -	\$ -	\$ -
2	Increase revenue projections	DOT	\$ -	\$ -	\$ -	-	\$ -	\$ 91,709	\$ 91,709
3	Add Program Analyst II	DOT	\$ 196,102	\$ -	\$ 196,102	1.00	\$ -	\$ -	\$ -
4	Add O&M	DOT	\$ 43,901	\$ 100,000	\$ 143,901	-	\$ -	\$ -	\$ -
5	Increase asphalt budget	DOT	\$ -	\$ 300,000	\$ 300,000	-	\$ -	\$ -	\$ -
6	Transfer 1.0 FTE Public Works Supervisor II from fund 3100 to fund 2232	DOT	\$ 284,131	\$ -	\$ 284,131	1.00	\$ -	\$ -	\$ -
7	Add Additional funding for MOU Mandated Premiums	DOT	\$ 20,000	\$ -	\$ 20,000	-	\$ -	\$ -	\$ -
8	Transfer O&M from Fund 2231 to 2232	DOT	\$ 120,950	\$ -	\$ 120,950	-	\$ -	\$ -	\$ -
9	Add O&M for Curb Ramp	CIP	\$ 200,000	\$ -	\$ 200,000	-	\$ -	\$ -	\$ -
<b>FUND 2232 SUB-TOTAL</b>			<b>\$ 6,767,109</b>	<b>\$ 400,000</b>	<b>\$ 7,167,109</b>	<b>22.00</b>	<b>\$ -</b>	<b>\$ 91,709</b>	<b>\$ 91,709</b>

**EXHIBIT 4 - MIDCYCLE DEPARTMENTAL PROPOSALS FY2018-19 BUDGET  
Non-General Purpose Funds**

ITEM No.	Description	Department	EXPENDITURES				REVENUES		
			Ongoing	One-time	Combined	FTE	Ongoing	One-time	Combined
<b>2241 - Measure Q</b>									
1	Freeze vacant and temp part-time positions 23.38 FTE (if Measure D does not pass)	Library	\$ (1,881,683)	\$ -	\$ (1,881,683)	(23.38)	\$ -	\$ -	\$ -
<b>FUND 2241 SUB-TOTAL</b>			<b>\$ (1,881,683)</b>	<b>\$ -</b>	<b>\$ (1,881,683)</b>	<b>(23.38)</b>	<b>\$ -</b>	<b>\$ -</b>	<b>\$ -</b>
<b>2252 - Measure Z - Violence Prevention and Public Safety Act of 2014</b>									
1	Increase available resources per Measure Z formula	OPD	\$ 27,828	\$ -	\$ 27,828	-	\$ -	\$ -	\$ -
2	Add 1.00 FTE Health & Human Svcs Prgm Planner (end-date 6/30/19)	Human Services	\$ -	\$ 155,451	\$ 155,451	1.00	\$ -	\$ -	\$ -
3	Add 0.99 FTE Program Analyst II, PPT (end-date 6/30/19)	Human Services	\$ -	\$ 132,963	\$ 132,963	0.99	\$ -	\$ -	\$ -
4	Transfer CSEC funding from Fund 1010 to Fund 2252 (Measure Z)	Human Services	\$ -	\$ 110,000	\$ 110,000	-	\$ -	\$ -	\$ -
5	Use carryforward to fund end-dated positions & CSEC	Human Services	\$ -	\$ (398,414)	\$ (398,414)	-	\$ -	\$ -	\$ -
6	Reduce O&M	Human Services	\$ (68,560)	\$ -	\$ (68,560)	-	\$ -	\$ -	\$ -
7	Add 1.00 FTE Case Manager I	Human Services	\$ 110,491	\$ -	\$ 110,491	1.00	\$ -	\$ -	\$ -
8	Eliminate Budgeted Use of Fund Balance	DVP	\$ -	\$ -	\$ -	-	\$ -	\$ (66,956)	\$ (66,956)
<b>FUND 2252 SUB-TOTAL</b>			<b>\$ 69,759</b>	<b>\$ -</b>	<b>\$ 69,759</b>	<b>2.99</b>	<b>\$ -</b>	<b>\$ (66,956)</b>	<b>\$ (66,956)</b>
<b>2310 - Lighting and Landscape Assessment District</b>									
1	Appropriate revenues from PG&E to be received for tree work	OPW	\$ -	\$ 150,000	\$ 150,000	-	\$ -	\$ 150,000	\$ 150,000
2	Subsidy to cover COLA and other rate increases in Fund 2310 (LLAD) from GPF	OPW	\$ -	\$ -	\$ -	-	\$ 395,235	\$ -	\$ 395,235
<b>FUND 2310 SUB-TOTAL</b>			<b>\$ -</b>	<b>\$ 150,000</b>	<b>\$ 150,000</b>	<b>-</b>	<b>\$ 395,235</b>	<b>\$ 150,000</b>	<b>\$ 545,235</b>
<b>2331 - Wood street CFD</b>									
1	CFD Assessment Revenue	OPW	\$ -	\$ -	\$ -	-	\$ 61,226	\$ -	\$ 61,226
2	Add 0.20 FTE Management Assistant	OPW	\$ 41,226	\$ -	\$ 41,226	0.20	\$ -	\$ -	\$ -
3	Add O&M	OPW	\$ 20,000	\$ -	\$ 20,000	-	\$ -	\$ -	\$ -
<b>FUND 2331 SUB-TOTAL</b>			<b>\$ 61,226</b>	<b>\$ -</b>	<b>\$ 61,226</b>	<b>0.20</b>	<b>\$ 61,226</b>	<b>\$ -</b>	<b>\$ 61,226</b>
<b>2332 - OAB CFD Gateway Industrial Park</b>									
1	Add CFD Assessment Revenue	OPW	\$ -	\$ -	\$ -	-	\$ 1,316,228	\$ -	\$ 1,316,228
2	Add 0.80 Management Assistant	OPW	\$ 164,906	\$ -	\$ 164,906	0.80	\$ -	\$ -	\$ -
3	Add O&M and County Admin Fee and Capital Reserve	OPW/CIP	\$ 1,151,322	\$ -	\$ 1,151,322	-	\$ -	\$ -	\$ -
4	Add CFD Assessment Revenue	DOT	\$ -	\$ -	\$ -	-	\$ 732,313	\$ -	\$ 732,313
5	Add O&M and Capital Reserve	DOT	\$ 732,313	\$ -	\$ 732,313	-	\$ -	\$ -	\$ -
<b>FUND 2332 SUB-TOTAL</b>			<b>\$ 2,048,541</b>	<b>\$ -</b>	<b>\$ 2,048,541</b>	<b>0.80</b>	<b>\$ 2,048,541</b>	<b>\$ -</b>	<b>\$ 2,048,541</b>

**EXHIBIT 4 - MIDCYCLE DEPARTMENTAL PROPOSALS FY2018-19 BUDGET**  
**Non-General Purpose Funds**

ITEM No.	Description	Department	EXPENDITURES				REVENUES		
			Ongoing	One-time	Combined	FTE	Ongoing	One-time	Combined
<b>2413 - Rent Adjustment Program</b>									
1	Add 0.25 FTE Loan Servicing Administrator	Housing	\$ 52,449	\$ -	\$ 52,449	0.25	\$ -	\$ -	\$ -
2	Add revenues from increasing RAP fee	Housing	\$ -	\$ -	\$ -	-	\$ 1,950,880	\$ -	\$ 1,950,880
3	Add 3.00 FTE Hearing Officers, 1.00 FTE Program Analyst III and 1.00 FTE Accountant I	Housing	\$ 1,057,829	\$ -	\$ 1,057,829	5.00	\$ -	\$ -	\$ -
4	Add 1.00 FTE Specialty Combination Inspector	PBD	\$ 143,012	\$ -	\$ 143,012	1.00	\$ -	\$ -	\$ -
5	Add 1.00 FTE Deputy City Attorney II	City Attorney	\$ 224,413	\$ -	\$ 224,413	1.00	\$ -	\$ -	\$ -
6	Due to DOF's denial of Housings portion of ROPS, transferred 0.10 FTE Director of Housing & Comm Dev and 0.15 FTE Exec Asst to the Director from Fund 1610	Housing	\$ 70,174	\$ -	\$ 70,174	0.25	\$ -	\$ -	\$ -
7	Transfer from 1610 offset by O&M	Housing	\$ (70,174)	\$ -	\$ (70,174)	-	\$ -	\$ -	\$ -
8	Carryforward Offset to balance	Housing	\$ (16,508)	\$ -	\$ (16,508)	-	\$ -	\$ -	\$ -
<b>FUND 2413 SUB-TOTAL</b>			<b>\$ 1,461,195</b>	<b>\$ -</b>	<b>\$ 1,461,195</b>	<b>7.50</b>	<b>\$ 1,950,880</b>	<b>\$ -</b>	<b>\$ 1,950,880</b>
<b>2415 - Development Service Fund</b>									
1	Transfer 0.56 FTE of SAM III from Fund 1010	Mayor	\$ 181,979	\$ -	\$ 181,979	0.56	\$ -	\$ -	\$ -
2	Add 1.0 FTE Principal HR Analyst	DHRM	\$ 198,493	\$ -	\$ 198,493	1.00	\$ -	\$ -	\$ -
3	Downgrade 1.00 FTE Urban Economic Analyst III to Urban Economic Analyst II and transfer remaining funds to DOT for Broadway Shuttle job duties.	EWD	\$ (43,246)	\$ -	\$ (43,246)	-	\$ -	\$ -	\$ -
4	Reduce Contingency Reserve Budget for Asst Director position	PBD	\$ (161,056)	\$ -	\$ (161,056)	-	\$ -	\$ -	\$ -
5	Add 1.0 FTE Permit Tech II	PBD	\$ 122,777	\$ -	\$ 122,777	1.00	\$ -	\$ -	\$ -
6	Add 1.0 FTE Planner IV	PBD	\$ 199,350	\$ -	\$ 199,350	1.00	\$ -	\$ -	\$ -
7	Add 1.0 FTE Principal Inspection Supervisor	PBD	\$ 209,225	\$ -	\$ 209,225	1.00	\$ -	\$ -	\$ -
8	Add 1.0 FTE Inspection Services Manager	PBD	\$ 274,057	\$ -	\$ 274,057	1.00	\$ -	\$ -	\$ -
9	Add 2.0 FTE Specialty Combination Inspectors	PBD	\$ 316,816	\$ -	\$ 316,816	2.00	\$ -	\$ -	\$ -
10	Foreclosed registration reduction	PBD	\$ (4,392)	\$ -	\$ (4,392)	-	\$ -	\$ -	\$ -
11	Blight abatement reduction	PBD	\$ (7,943)	\$ -	\$ (7,943)	-	\$ -	\$ -	\$ -
12	General plan	PBD	\$ -	\$ -	\$ -	-	\$ 280,971	\$ -	\$ 280,971
13	Records Management and Technology	PBD	\$ -	\$ -	\$ -	-	\$ 18,537	\$ -	\$ 18,537
14	Departmental Adm Project	PBD	\$ -	\$ -	\$ -	-	\$ 1,578,646	\$ -	\$ 1,578,646
16	Reduce fund balance	PBD	\$ (1,139,224)	\$ -	\$ (1,139,224)	-	\$ -	\$ -	\$ -
17	Add/Delete 1.0 FTE Construction Inspector Supervisor I and Add 1.0 FTE Construction Inspector	OPW	\$ (61,493)	\$ -	\$ (61,493)	-	\$ -	\$ -	\$ -
18	Add 0.21 FTE Project Manager I	OPW	\$ 61,267	\$ -	\$ 61,267	0.21	\$ -	\$ -	\$ -
19	Increase O&M	OPW	\$ 250,000	\$ -	\$ 250,000	-	\$ -	\$ -	\$ -
20	Use of Rec & Tech Allocation for O&M	OPW	\$ 339,498	\$ -	\$ 339,498	-	\$ -	\$ -	\$ -
21	Appropriate Rec and Tech Revenues	DOT	\$ -	\$ -	\$ -	-	\$ -	\$ 1,468,620	\$ 1,468,620
22	One time refund permits, CAD licensing fees and other upgrades	DOT	\$ -	\$ 1,000,000	\$ 1,000,000	-	\$ -	\$ -	\$ -
23	Credit Card Fees and Acella Maintenance	DOT	\$ 90,550	\$ -	\$ 90,550	-	\$ -	\$ -	\$ -
24	Add funds transferred from EWD for Broadway Shuttle job duties.	DOT	\$ 43,246	\$ -	\$ 43,246	-	\$ -	\$ -	\$ -
<b>FUND 2415 SUB-TOTAL</b>			<b>\$ 869,904</b>	<b>\$ 1,000,000</b>	<b>\$ 1,869,904</b>	<b>7.77</b>	<b>\$ 1,878,154</b>	<b>\$ 1,468,620</b>	<b>\$ 3,346,774</b>
<b>2420 - Impact Fees</b>									
1	Proposed Revenues from Impact Fees	DOT	\$ -	\$ -	\$ -	-	\$ 3,151,646	\$ -	\$ 3,151,646
2	TIF Collected - Broadway Valdez and Citywide	DOT	\$ 3,151,646	\$ -	\$ 3,151,646	-	\$ -	\$ -	\$ -
3	Capital Improvement Impact Fee	PBD	\$ 40,000	\$ -	\$ 40,000	-	\$ 40,000	\$ -	\$ 40,000
<b>FUND 2420 SUB-TOTAL</b>			<b>\$ 3,191,646</b>	<b>\$ -</b>	<b>\$ 3,191,646</b>	<b>-</b>	<b>\$ 3,191,646</b>	<b>\$ -</b>	<b>\$ 3,191,646</b>

**EXHIBIT 4 - MIDCYCLE DEPARTMENTAL PROPOSALS FY2018-19 BUDGET  
Non-General Purpose Funds**

ITEM No.	Description	Department	EXPENDITURES				REVENUES		
			Ongoing	One-time	Combined	FTE	Ongoing	One-time	Combined
<b>2421 - Capital Improvements Impact Fee</b>									
1	Impact Fee Revenue	OPW	\$ -	\$ -	\$ -	-	\$ 2,000,000	\$ -	\$ 2,000,000
2	Add O&M for Capital Projects and 2% Admin Fee for Planning	OPW	\$ 2,000,000	\$ -	\$ 2,000,000	-	\$ -	\$ -	\$ -
3	Transportation Impact Fee	PBD	\$ 42,315		\$ 42,315	-	\$ 42,315	\$ -	\$ 42,315
<b>FUND 2421 SUB-TOTAL</b>			<b>\$ 2,042,315</b>	<b>\$ -</b>	<b>\$ 2,042,315</b>	<b>-</b>	<b>\$ 2,042,315</b>	<b>\$ -</b>	<b>\$ 2,042,315</b>
<b>2990 - Public Works Grants</b>									
1	Transfer 0.04 FTE Program Analyst III from 2990 to 7760 Project Clearing	OPW	\$ (8,956)	\$ -	\$ (8,956)	(0.04)	\$ -	\$ -	\$ -
<b>FUND 2990 SUB-TOTAL</b>			<b>\$ (8,956)</b>	<b>\$ -</b>	<b>\$ (8,956)</b>	<b>(0.04)</b>	<b>\$ -</b>	<b>\$ -</b>	<b>\$ -</b>
<b>3100 - Sewer Service Charge</b>									
1	Increase Clean Lake Contract Budget	OPW	\$ 15,000	\$ -	\$ 15,000	-	\$ -	\$ -	\$ -
2	Increase O&M for Printing, Duplicating and Utilities	OPW	\$ 95,000	\$ -	\$ 95,000	-	\$ -	\$ -	\$ -
3	Increase O&M for Sewer Mitigation and Discharge Fee Revenue (one time)	OPW	\$ -	\$ 2,519,464	\$ 2,519,464	-	\$ -	\$ -	\$ -
4	Add 2.0 FTE Student Trainee and 0.79 FTE Project Manger I	OPW	\$ 368,353	\$ -	\$ 368,353	2.79	\$ -	\$ -	\$ -
5	OFD Position premium increases	OFD	\$ 33,849	\$ -	\$ 33,849	-	\$ -	\$ -	\$ -
6	Transfer 1.0 FTE Public Works Supervisor II from fund 3100 to fund 2232	DOT	\$ (284,131)	\$ -	\$ (284,131)	(1.00)	\$ -	\$ -	\$ -
7	Transfer 1.0 FTE Public Works Supervisor II from fund 2230 to fund 3100	OPW	\$ 234,821	\$ -	\$ 234,821	1.00	\$ -	\$ -	\$ -
8	Transfer from Fund Balance to be offset by FY18 Carryforward reductions	OPW	\$ -	\$ -	\$ -	-	\$ -	\$ 3,307,202	\$ 3,307,202
<b>FUND 3100 SUB-TOTAL</b>			<b>\$ 462,892</b>	<b>\$ 2,519,464</b>	<b>\$ 2,982,356</b>	<b>2.79</b>	<b>\$ -</b>	<b>\$ 3,307,202</b>	<b>\$ 3,307,202</b>
<b>3200 - Golf Course</b>									
1	Reduction in budget carryforward	OPR	\$ -	\$ (88,651)	\$ (88,651)	-	\$ -	\$ -	\$ -
<b>FUND 3200 SUB-TOTAL</b>			<b>\$ -</b>	<b>\$ (88,651)</b>	<b>\$ (88,651)</b>	<b>-</b>	<b>\$ -</b>	<b>\$ -</b>	<b>\$ -</b>
<b>4100 - Equipment</b>									
1	Appropriate FY18 vehicle rebates for the purchase of new vehicles for Litter Enforcement Officers, Police and other City Departments	OPW	\$ -	\$ 553,000	\$ 553,000	-	\$ -	\$ 553,000	\$ 553,000
<b>FUND 4100 SUB-TOTAL</b>			<b>\$ -</b>	<b>\$ 553,000</b>	<b>\$ 553,000</b>	<b>-</b>	<b>\$ -</b>	<b>\$ 553,000</b>	<b>\$ 553,000</b>
<b>4200 - Radio Telecommunications</b>									
1	Transfer 0.75 FTE Telecom Systems Engineer from Fund 1010	DIT	\$ 179,975	\$ -	\$ 179,975	0.75	\$ -	\$ -	\$ -
2	Transfer 0.50 FTE Executive Assistant to the Director from Fund 1010	DIT	\$ 57,707	\$ -	\$ 57,707	0.50	\$ -	\$ -	\$ -
3	Reduce O&M to offset salary increase	DIT	\$ (192,684)		\$ (192,684)		\$ -	\$ -	\$ -
<b>FUND 4200 SUB-TOTAL</b>			<b>\$ 44,998</b>	<b>\$ -</b>	<b>\$ 44,998</b>	<b>1.25</b>	<b>\$ -</b>	<b>\$ -</b>	<b>\$ -</b>
<b>4450 - City Facilities Energy Conservation</b>									
1	Transfer from Fund Balance	OPW	\$ -	\$ -	\$ -	-	\$ -	\$ 115,000	\$ 115,000
2	Increase O&M for Energy and Climate Action Plan	OPW	\$ 115,000	\$ -	\$ 115,000	-	\$ -	\$ -	\$ -
<b>FUND 4450 SUB-TOTAL</b>			<b>\$ 115,000</b>	<b>\$ -</b>	<b>\$ 115,000</b>	<b>-</b>	<b>\$ -</b>	<b>\$ 115,000</b>	<b>\$ 115,000</b>



**EXHIBIT 4 - MIDCYCLE DEPARTMENTAL PROPOSALS FY2018-19 BUDGET  
Non-General Purpose Funds**


ITEM No.	Description	Department	EXPENDITURES				REVENUES		
			Ongoing	One-time	Combined	FTE	Ongoing	One-time	Combined
<b>4600 - Information Technology</b>									
1	Add 0.5 FTE Business Analyst IV/Add 0.5 FTE Project Manager II funded 50% Fund 1010 and 50% Fund 4600	DIT	\$ 242,099	\$ -	\$ 242,099	1.00	\$ -	\$ -	\$ -
2	Reduction in budget carryforward	DIT	\$ -	\$ (242,099)	\$ (242,099)	-	\$ -	\$ -	\$ -
<b>FUND 4600 SUB-TOTAL</b>			<b>\$ 242,099</b>	<b>\$ (242,099)</b>	<b>\$ -</b>	<b>1.00</b>	<b>\$ -</b>	<b>\$ -</b>	<b>\$ -</b>
<b>5321 - Measure DD: 2009B</b>									
1	Transfer 1.0 FTE Accountant III, 2.0 FTE Program Analyst III and 0.80 Project Manager II & O&M from Fund 5321 to Fund 5322	OPW	\$ (978,183)	\$ -	\$ (978,183)	(3.90)	\$ -	\$ -	\$ -
2	Carryforward Offset to balance	OPW	\$ 935,491	\$ -	\$ 935,491	-	\$ -	\$ -	\$ -
<b>FUND 5321 SUB-TOTAL</b>			<b>\$ (42,692)</b>	<b>\$ -</b>	<b>\$ (42,692)</b>	<b>(3.90)</b>	<b>\$ -</b>	<b>\$ -</b>	<b>\$ -</b>
<b>5322 - Measure DD: 2017C</b>									
1	Transfer 1.0 FTE Accountant III, 2.0 FTE Program Analyst III and 0.80 Project Manager II & O&M from Fund 5321 to Fund 5322	OPW	\$ 978,183	\$ -	\$ 978,183	3.90	\$ -	\$ -	\$ -
2	Carryforward Offset to balance	OPW	\$ (978,183)	\$ -	\$ (978,183)	-	\$ -	\$ -	\$ -
<b>FUND 5322 SUB-TOTAL</b>			<b>\$ -</b>	<b>\$ -</b>	<b>\$ -</b>	<b>3.90</b>	<b>\$ -</b>	<b>\$ -</b>	<b>\$ -</b>
<b>5330 - Measure KK: Infrastructure and Affordable Housing</b>									
1	Reallocate approximately \$4,084,784 from bicycle facilities design, safe routes to school, sidewalk repair, curb ramps project etc. to the paving project.	DOT/CIP	\$ -	\$ -	\$ -	-	\$ -	\$ -	\$ -
<b>FUND 5330 SUB-TOTAL</b>			<b>\$ -</b>	<b>\$ -</b>	<b>\$ -</b>	<b>-</b>	<b>\$ -</b>	<b>\$ -</b>	<b>\$ -</b>
<b>5331 - Measure KK: Affordable Housing</b>									
1	Add 1.00 FTE Housing Development Coordinator III	Housing	\$ 181,208	\$ -	\$ 181,208	1.00	\$ -	\$ -	\$ -
2	Due to DOF's denial of Housings portion of ROPS, transferred 0.19 FTE Director of Housing & Comm Dev and 0.06 FTE Exec Asst to the Director from Fund 1885	Housing	\$ 50,149	\$ -	\$ 50,149	0.25	\$ -	\$ -	\$ -
3	Due to DOF's denial of Housings portion of ROPS, 0.01 FTE Director of Housing & Comm Dev, 0.19 FTE Exec Asst to the Director, 0.30 Administrative Assistant I, 0.22 FTE Development/Redevelopment Pgrm MGR, 0.30 FTE Rehabilitation Advisor III, 0.35 FTE Housing Development Coordinator I and 0.22 Housing Development Coordinator IV from Fund 1610	Housing	\$ 426,447	\$ -	\$ 426,447	1.84	\$ -	\$ -	\$ -
4	Carryforward offset for personnel	Housing	\$ (745,447)	\$ -	\$ (745,447)	-	\$ -	\$ -	\$ -
<b>FUND 5331 SUB-TOTAL</b>			<b>\$ (87,643)</b>	<b>\$ -</b>	<b>\$ (87,643)</b>	<b>3.09</b>	<b>\$ -</b>	<b>\$ -</b>	<b>\$ -</b>
<b>5671 - OBRA: Leasing &amp; Utility</b>									
1	Decrease Revenue	EWD	\$ -	\$ -	\$ -	-	\$ -	\$ (66,868)	\$ (66,868)
2	Reduce Fund Transfer	EWD	\$ (5,283)	\$ -	\$ (5,283)	-	\$ -	\$ -	\$ -
<b>FUND 5671 SUB-TOTAL</b>			<b>\$ (5,283)</b>	<b>\$ -</b>	<b>\$ (5,283)</b>	<b>-</b>	<b>\$ -</b>	<b>\$ (66,868)</b>	<b>\$ (66,868)</b>

**EXHIBIT 4 - MIDCYCLE DEPARTMENTAL PROPOSALS FY2018-19 BUDGET  
Non-General Purpose Funds**

ITEM No.	Description	Department	EXPENDITURES				REVENUES		
			Ongoing	One-time	Combined	FTE	Ongoing	One-time	Combined
<b>7100 - Police and Fire Retirement System</b>									
1	Decrease Transfer from Fund Balance	Finance	\$ -	\$ -	\$ -	-	\$ -	\$ (16,197)	\$ (16,197)
2	Personnel and O&M Adjustments	Finance	\$ (44,602)	\$ -	\$ (44,602)	-	\$ -	\$ -	\$ -
<b>FUND 7100 SUB-TOTAL</b>			<b>\$ (44,602)</b>	<b>\$ -</b>	<b>\$ (44,602)</b>	<b>-</b>	<b>\$ -</b>	<b>\$ (16,197)</b>	<b>\$ (16,197)</b>
<b>7130 - Employee Deferred Compensation</b>									
1	Reduce O&M per Board	HRM	\$ (97,505)	\$ -	\$ (97,505)	-	\$ -	\$ -	\$ -
2	Decrease fund balance	HRM	\$ -	\$ -	\$ -	-	\$ (99,511)	\$ -	\$ (99,511)
<b>FUND 7130 SUB-TOTAL</b>			<b>\$ (97,505)</b>	<b>\$ -</b>	<b>\$ (97,505)</b>	<b>-</b>	<b>\$ (99,511)</b>	<b>\$ -</b>	<b>\$ (99,511)</b>
<b>7640 - Oakland Public Museum Trust</b>									
1	Adjust Expenditures to include Interest & Museum deaccession	Non-Dept	\$ 18,500	\$ -	\$ 18,500	-	\$ 9,500	\$ 9,000	\$ 18,500
<b>FUND 7640 SUB-TOTAL</b>			<b>\$ 18,500</b>	<b>\$ -</b>	<b>\$ 18,500</b>	<b>-</b>	<b>\$ 9,500</b>	<b>\$ 9,000</b>	<b>\$ 18,500</b>
<b>7760 - Grant Clearing</b>									
1	Add/Delete Engineer Assistant II in project clearing and add Public Works Sup I - transfer to Fund 2230	DOT	\$ (205,846)	\$ -	\$ (205,846)	(0.90)	\$ -	\$ -	\$ -
2	Transfer 1.60 FTE Sign Mnt. Worker, Traffic Sign Maker, Traffic Painter and Public Works Mnt. Worker to 7760 project clearing from fund 2230	DOT	\$ 266,115	\$ -	\$ 266,115	1.60	\$ -	\$ -	\$ -
3	Add 0.50 FTE Student Trainee	DOT	\$ 40,421	\$ -	\$ 40,421	0.50	\$ -	\$ -	\$ -
4	Transfer 0.75 Engineer Assistant II in project clearing to Fund 2212	DOT	\$ (171,538)	\$ -	\$ (171,538)	(0.75)	\$ -	\$ -	\$ -
5	Add/Delete Engineer Assistant II and add Spatial Analyst III in project clearing	DOT	\$ 42,504	\$ -	\$ 42,504	-	\$ -	\$ -	\$ -
6	Transfer 0.90 FTE Spatial Analyst III in project clearing to Fund 2230	DOT	\$ (224,116)	\$ -	\$ (224,116)	(0.90)	\$ -	\$ -	\$ -
7	Upgrade Drafting Tech to Engineer Assistant II in project clearing	DOT	\$ 61,213	\$ -	\$ 61,213	-	\$ -	\$ -	\$ -
8	Add 2.00 FTE CIP Coordinator in project clearing	OPW	\$ 515,892	\$ -	\$ 515,892	2.00	\$ -	\$ -	\$ -
9	Transfer 0.04 FTE Program Analyst III from Fund 2990 to fund 7760 project clearing	OPW	\$ 8,956	\$ -	\$ 8,956	0.04	\$ -	\$ -	\$ -
10	Add/Delete Public Service Rep and Add Snr Public Service Rep (0.5 FTE in OPW overhead and 0.5 FTE in DOT overhead)	OPW	\$ 17,818	\$ -	\$ 17,818	-	\$ -	\$ -	\$ -
11	Increase O&M - FA licensing and fleet management software (50% in OPW overhead and 50% in DOT overhead)	OPW/DOT	\$ 20,000	\$ -	\$ 20,000	-	\$ -	\$ -	\$ -
12	Transfer 0.27 FTE Mayor's PSE 14 from GPF to overhead	OPW	\$ 43,860	\$ -	\$ 43,860	0.27	\$ -	\$ -	\$ -
13	Add 1.00 FTE Snr HR Analyst (0.5 FTE in OPW overhead and 0.5 FTE in DOT overhead)	DHRM	\$ 155,451	\$ -	\$ 155,451	1.00	\$ -	\$ -	\$ -
14	Transfer 1.00 FTE Director of Human Services to Fund 1010	Human Services	\$ (379,795)	\$ -	\$ (379,795)	(1.00)	\$ -	\$ -	\$ -
15	Transfer 1.00 FTE Administrative Assistant I from Fund 1010	Human Services	\$ 94,397	\$ -	\$ 94,397	1.00	\$ -	\$ -	\$ -
16	Transfer 0.93 Accountant I from Fund 1010	Human Services	\$ 141,440	\$ -	\$ 141,440	0.93	\$ -	\$ -	\$ -
17	Transfer 0.55 FTE Administrative Services Manager II from Fund 1010	Human Services	\$ 140,173	\$ -	\$ 140,173	0.55	\$ -	\$ -	\$ -
18	Add O&M	Human Services	\$ 3,786	\$ -	\$ 3,786	-	\$ -	\$ -	\$ -
19	Reduction in overhead recoveries	Human Services	\$ 90,292	\$ -	\$ 90,292	-	\$ -	\$ -	\$ -
<b>FUND 7760 SUB-TOTAL</b>			<b>\$ 661,023</b>	<b>\$ -</b>	<b>\$ 661,023</b>	<b>4.34</b>	<b>\$ -</b>	<b>\$ -</b>	<b>\$ -</b>

**EXHIBIT 5 - MIDCYCLE DEPARTMENTAL LIBRARY PROPOSAL B FY2018-19 BUDGET  
PASSAGE OF MEASURE D**

ITEM		Department	EXPENDITURES				REVENUES		
No.	Description		Ongoing	One-time	Combined	FTE	Ongoing	One-time	Combined
<b>Measure D (New Fund)</b>		<b>Library</b>							
1	Restore proposed cuts to Measure Q and library services	Library	\$ 1,881,114	\$	1,881,114	23.38	\$ -	\$	-
2	Add 1.00 FTE Program Analyst III	Library	\$ 151,127	\$	151,127	1.00			
3	Add 1.00 FTE Librarian II	Library	\$ 126,012	\$	126,012	1.00			
4	Add 1.00 FTE Adm Analyst I	Library	\$ 115,021	\$	115,021	1.00			
5	Add 1.00 FTE Account Clerk III	Library	\$ 95,467	\$	95,467	1.00			
6	Add 11.40 FTE Library Aide, PPT	Library	\$ 693,861	\$	693,861	11.40			
7	Add 15.00 FTE Library Aide	Library	\$ 912,975	\$	912,975	15.00			
8	Add 2.00 FTE Librarian 1	Library	\$ 233,722	\$	233,722	2.00			
9	Add 7.00 FTE Library Assistant	Library	\$ 685,545	\$	685,545	7.00			
10	Add 4.20 FTE Librarian I, PPT	Library	\$ 490,819	\$	490,819	4.20			
11	Add 7.20 FTE Library Asst, PPT	Library	\$ 705,120	\$	705,120	7.20			
12	Add 1.00 FTE Library Asst, Senior	Library	\$ 119,149	\$	119,149	1.00			
13	Add 2.40 FTE Library Asst, Senior PPT	Library	\$ 285,960	\$	285,960	2.40			
14	Expand materials budget for E-media, materials, databases, technology improvements & enhancements	Library	\$ 2,450,000	\$	2,450,000				
15	Appropriation for services and programs for Children	Library	\$ 150,000	\$	150,000				
16	Appropriation for Teen programs	Library	\$ 60,000	\$	60,000				
17	Appropriation for Adult literacy, education, and other programing	Library	\$ 50,000	\$	50,000				
18	Appropriation for African American Museum & Library	Library	\$ 35,000	\$	35,000				
19	Expand O&M Budget	Library	\$ 1,000,000	\$	1,000,000				
<b>Measure D (New Fund) SUB-TOTAL</b>			<b>\$ 10,240,892</b>	<b>\$ -</b>	<b>\$ 10,240,892</b>	<b>77.58</b>	<b>\$ -</b>	<b>\$ -</b>	<b>\$ -</b>
<b>GPF Fund 1010</b>		<b>Library</b>							
1	Reduce 1010 subsidy Measure Q	Library	\$ -	\$ (500,000)	\$ (500,000)	-	\$ -	\$ -	\$ -
2	Reduce Proposed Use of Fund Balance		\$ -	\$ (500,000)	\$ (500,000)	-	\$ -	\$ (500,000)	\$ (500,000)
<b>FUND 1010 SUB-TOTAL</b>			<b>\$ -</b>	<b>\$ (500,000)</b>	<b>\$ (500,000)</b>	<b>-</b>	<b>\$ -</b>	<b>\$ (500,000)</b>	<b>\$ (500,000)</b>



Councilmember Abel Guillén

CITY OF OAKLAND

CITY HALL - ONE FRANK H. OGAWA PLAZA, 2<sup>ND</sup> FLOOR - OAKLAND - CALIFORNIA 94612

Date: June 19, 2018

To: Sabrina Landreth, City Administrator

From: President Pro Tem Guillén, Vice Mayor Campbell Washington, Councilmember McElhaney

Re: Mid-Cycle Budget Adjustments

Dear Madame City Administrator and Colleagues of the City Council,

This memo includes our proposal to budget for the urgent additions to address our most pressing needs of homelessness, illegal dumping, sex trafficking, jobs, and park programs and projects for our children and families.

#### HIGHLIGHTS

- Appropriate an additional **\$8.6 million to address homelessness crisis**
- Allocate **\$1 million for sanitation, health, and hygiene** for the unsheltered
- Over **\$1.4 million to expand proactive illegal dumping pilots** and litter enforcement
- Additional **\$450,000 for workforce development**
- Recommend **\$75,000 to address sex trafficking and CSEC**
- Investing over **\$4.4 million in playgrounds, pools, and sports facilities**

#### PROPOSED ADDITIONS

1. Homelessness: Appropriate new state grant funding of \$8,600,000
  - \$1,000,000 allocated to health and hygiene services as eligible under grant guidelines– as soon details come out on grants, staff to utilize funding for encampment health and hygiene services, pursuant to the grant agreement.  
County match: We call on the county to match these crisis funds in the current fiscal year.
  - \$7,600,000 remainder allocated to investments identified in comprehensive homeless response strategy process
2. Illegal Dumping: Additional \$1,446,453
  - \$997,946 to expand proactive, zone-based pilot program for illegal dumping to the most impacted areas - \$547,946 for Rapid Response Illegal Dumping Crew (4.0 FTE)- 1 Street Maintenance Leader, 3 Public Works Maintenance Workers, and \$450,000 for Equipment
  - \$363,507 for 2 additional Litter Enforcement Officer crew members to complete the team - 1.0 FTE Litter Enforcement Officer & 1.0 FTE Clean Community Supervisor/O&M
  - \$85,000 in GPF allocated for a pilot workforce development program for the homeless (litter and dumping pickup crew)
3. Workforce Development: Additional \$450,000

- \$100,000 to fund a comprehensive analysis of investments in Oakland's workforce development networks, programs, and services, including public (City, OUSD, & Peralta Colleges), private, and non-profit partners.
  - \$350,000 to Workforce Investment Board: Transfer to Fund 2195 for job training, job-preparation, and placement services and related programs, to be allocated through the Workforce Investment and Opportunities Act (WIOA) to workforce providers
4. Sex trafficking and Commercial Sexual Exploitation of Children (CSEC): Recommend that SSOC allocates \$75,000 for the following, as a part of Measure Z spending plan in FY 18-19
- \$25,000 for a “John School” program grant – a sex trafficking demand reduction program grant to fund the startup of an Oakland-based diversion program for buyers as known as “Johns” and pimps (commonly known as a John School)
  - \$25,000 for a seller diversion program grant (those being trafficked)– a sex trafficking prevention program grant to fund an Oakland-based diversion program
  - \$25,000 for a Commercial Sexual Exploitation of Children (CSEC) prevention education program grant to serve Oakland Unified School District youth

## **PROPOSED REVENUE APPROPRIATIONS**

As of June 14, 2018, the California legislature approved the FY 2018-2019 budget. As a result of the advocacy of the City of Oakland in this process, the City will receive new grant funds, including an estimated at \$8.6 million for services for homeless persons and solutions to the homelessness crisis eligible under state grant guidelines, such as improved sanitation and health measures, sheltered community pilot projects, and rapid rehousing services. We propose appropriating these dollars in the mid-cycle, to allow the City to address the pressing homelessness crisis that our City faces today.

## **PROPOSED USE OF REMAINING MEASURE HH BALANCE (1030)**

In addition to the \$1,983,758 in projects and overhead already approved by the Sugar Sweetened Beverage Tax (SSBT) Community Advisory Board and the City Council in May 2018, the fund balance for FY 17-18 is \$8,646,242.

We propose prioritizing spending the remaining balance on a pilot of the SSBT Board’s approved funding categories and capital improvements and programs of Parks, Recreation and Youth Development (OPRYD) that have been vetted by the Department of Race and Equity and are in alignment with the intent of Measure HH, focused on neighborhoods most impacted by diet related disease and predatory marketing by soda companies.

- \$4,403,500 in one-time investments to playgrounds, tot lots, City pools, and sports facilities in the most impacted neighborhoods to match funds for Proposition 68 Bond proceeds—list of projects to be reviewed by the SSBT Board.
- \$2,042,742 Transfer General Purpose Fund (1010) expenditures for Parks, Recreation and Youth Development to the Sugar Sweetened Beverage Fund (1030).
  - Transfer \$2,042,742 from OPRYD FY 18-19 to Fund 1010 additions.
- \$2 million in one-time set aside for 1-year pilot of the SSBT Board’s recommended and approved funding categories for an allocation process to assess levels of need within each category—This will inform the next round which would be a more extensive, multi-year guided by a fully developed community planning process. Importantly, this pilot allocation does not reflect future funding levels for the Board approved priority categories.

- \$200,000 for a one-time grant to the Sugar Freedom Project to expand their community-based work to outreach to Oakland communities most impacted by sugar-sweetened drinks beyond East Oakland resulting in a report to the SSBT Board to inform their community planning process and to Life Enrichment Committee.

**POLICY DIRECTIVE**

We propose that the City Council requests the SSBT Community Advisory Board develop recommendations for the use of at least 50% of future Fund 1030 revenues for the purpose of preventing or reducing the health consequences of the consumption of sugar sweetened beverages in Oakland communities, through new ongoing programs in the City’s Oakland Parks Recreation and Youth Development Department. Such programs could include but are not limited to improving community nutrition, reducing childhood obesity and tooth decay, increasing physical activity and preventing diabetes in children and families, especially those most affected by health disparities.

We hope that you can join us in supporting these important budget adjustments. Thank you for your consideration.


Thank you,



Abel Guillén, City Councilmember



Annie Campbell Washington, Vice Mayor



Lynette Gibson McElhaney, Councilmember

**FY 2018-19 Midcycle Budget  
City Council Amendments**

**GENERAL PURPOSE FUND (1010) AMENDMENTS**

**EXPENDITURE REDUCTIONS (show as a negative #)**

Item #	Dept.	Description	FY 2018-19 Midcycle Ongoing	FY 2018-19 Midcycle One-Time	Totals
1	Parks, Recreation, & Youth Development	Transfer General Purpose Fund (1010) funding for Dimond Aquatics, Defremery Aquatics, Fremont Aquatics, City-Wide Sports, and Girls Sports to the Sugar Sweetened Beverage Fund (1030)	\$ -	\$ (2,042,742)	\$ (2,042,742)
<b>Subtotal of Expenditure Reductions</b>			<b>\$ -</b>	<b>\$ (2,042,742)</b>	<b>\$ (2,042,742)</b>
<b>Funds Available for Programming</b>			<b>\$ -</b>	<b>\$ 2,042,742</b>	<b>\$ 2,042,742</b>

**EXPENDITURE ADDITIONS (show as a positive #)**

Item #	Dept.	Description	FY 2018-19 Midcycle Ongoing	FY 2018-19 Midcycle One-Time	Totals
2	Human Services, Economic & Workforce Dev.	Pilot workforce development program for the homeless (litter and dumping pickup crew)	\$ -	\$ 85,000	\$ 85,000
3	Public Works	Rapid Response Illegal Dumping Crew (4.0 FTE) - 1.0 FTE Street Maintenance Leader, 3.0 FTE Public Works Maintenance Workers, and Associated Equipment	\$ 547,946	\$ 450,000	\$ 997,946
4	Public Works	Add 1.0 FTE Litter Enforcement Officers and 1.0 FTE Clean Community Supervisor and O&M	\$ 363,507	\$ -	\$ 363,507
5	Economic & Workforce Dev.	Comprehensive analysis of investments in Oakland's workforce development networks, programs, and services; including public (City, OUSD, & Peralta Colleges), private, and non-profit partners.	\$ -	\$ 100,000	\$ 100,000
6	Economic & Workforce Dev.	Workforce Investment: Transfer to Fund 2195 to maintain and stabilize job training, job-preparation, and placement services and related programs, to be allocated through the Workforce Investment and Opputunities Act (WIOA) to workforce providers.	\$ -	\$ 350,000	\$ 350,000
7	Police Department	Add 1.0 FTE Crime Analyst for Gun Tracing Program	\$ 140,376	\$ -	\$ 140,376
<b>Subtotal of Expenditure Additions</b>			<b>\$ 1,051,829</b>	<b>\$ 985,000</b>	<b>\$ 2,036,829</b>
<b>GPF Surplus/(Deficit) after amendments</b>			<b>\$ (1,051,829)</b>	<b>\$ 1,057,742</b>	<b>\$ 5,913</b>

**FY 2018-19 Midcycle Budget  
City Council Amendments**

**SUGAR SWEETENED BEVERAGE TAX FUND (1030) AMENDMENTS**

**REVENUE (show additions as a positive # and reductions as a negative #)**

Item #	Dept.	Description	FY 2018-19 Midcycle Ongoing	FY 2018-19 Midcycle One-Time	Totals
1	Non-Departmental	Use of Unallocated 1030 Fund Balance	\$ -	\$ 8,646,242	\$ 8,646,242
<b>Subtotal of Revenue Adjustments</b>			<b>\$ -</b>	<b>\$ 8,646,242</b>	<b>\$ 8,646,242</b>
<b>Funds Available for Programming</b>			<b>\$ -</b>	<b>\$ 8,646,242</b>	<b>\$ 8,646,242</b>

**EXPENDITURE ADDITIONS (show as a positive #)**

Item #	Dept.	Description	FY 2018-19 Midcycle Ongoing	FY 2018-19 Midcycle One-Time	Totals
2	Parks, Recreation, & Youth Development	Transfer General Purpose Fund (1010) funding for Dimond Aquatics, Defremery Aquatics, Fremont Aquatics, City-Wide Sports, and Girls Sports to the Sugar Sweetened Beverage Fun (1030).	\$ 2,042,742	\$ -	\$ 2,042,742
3	Human Services	Set aside for the Sugar Sweetened Beverage Tax Board's recommendations	\$ -	\$ 2,000,000	\$ 2,000,000
4	Human Services	Grant to the Sugar Freedom Project to expand their community-based work to outreach to Oakland communities most impacted by sugar-sweetened drinks beyond East Oakland resulting in a report to the Sugar Sweetened Beverage Tax Board to inform their community planning process and to Life Enrichment Committee	\$ -	\$ 200,000	\$ 200,000
5	Capital Improvements	Capital improvements to playgrounds and tot lots in the most impacted neighborhoods, City pools, and sports facilities; including matching funds for Proposition 68	\$ -	\$ 4,403,500	\$ 4,403,500
<b>Subtotal of Expenditure Additions</b>			<b>\$ 2,042,742</b>	<b>\$ 6,603,500</b>	<b>\$ 8,646,242</b>
<b>Fund 1030 Surplus/(Deficit) after amendments</b>			<b>\$ (2,042,742)</b>	<b>\$ 2,042,742</b>	<b>\$ -</b>



**FY 2018-19 Midcycle Budget  
City Council Amendments**

**STATE OF CALIFORNIA OTHER (2159) AMENDMENTS**

**REVENUE (show additions as a positive # and reductions as a negative #)**

Item #	Dept.	Description	FY 2018-19 Midcycle Ongoing	FY 2018-19 Midcycle One-Time	Totals
1	Non-Departmental	New grant revenues from the State of California Adopted FY 2018-19 Budget, Estimated at \$8.6 Million	\$ -	\$ 8,600,000	\$ 8,600,000
<b>Subtotal of Revenue Adjustments</b>			<b>\$ -</b>	<b>\$ 8,600,000</b>	<b>\$ 8,600,000</b>
<b>Funds Available for Programming</b>			<b>\$ -</b>	<b>\$ 8,600,000</b>	<b>\$ 8,600,000</b>

**EXPENDITURE ADDITIONS (show as a positive #)**

Item #	Dept.	Description	FY 2018-19 Midcycle Ongoing	FY 2018-19 Midcycle One-Time	Totals
2	Non-Departmental	Funding for Services for Homeless Persons and Solutions to the Homelessness Crisis eligible under state grant guidelines, potentially including improved sanitation and health measures, sheltered community pilot projects, and rapid rehousing services	\$ -	\$ 8,600,000	\$ 8,600,000
<b>Subtotal of Expenditure Additions</b>			<b>\$ -</b>	<b>\$ 8,600,000</b>	<b>\$ 8,600,000</b>
<b>Fund 2159 Surplus/(Deficit) after amendments</b>			<b>\$ -</b>	<b>\$ -</b>	<b>\$ -</b>