

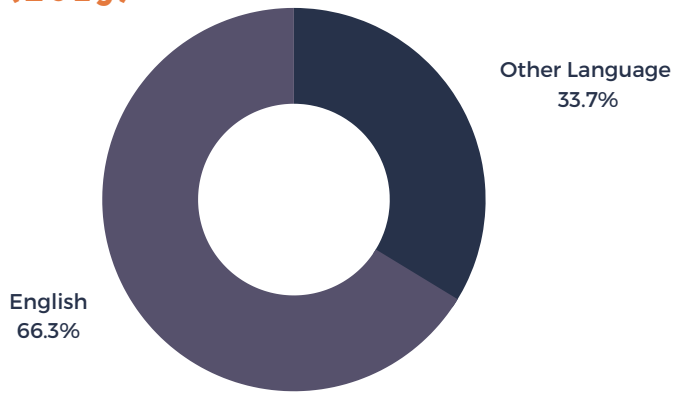
Just Getting By in the Tri-Valley

A DATA PROFILE
BY THE TRI-VALLEY ANTI-POVERTY COLLABORATIVE

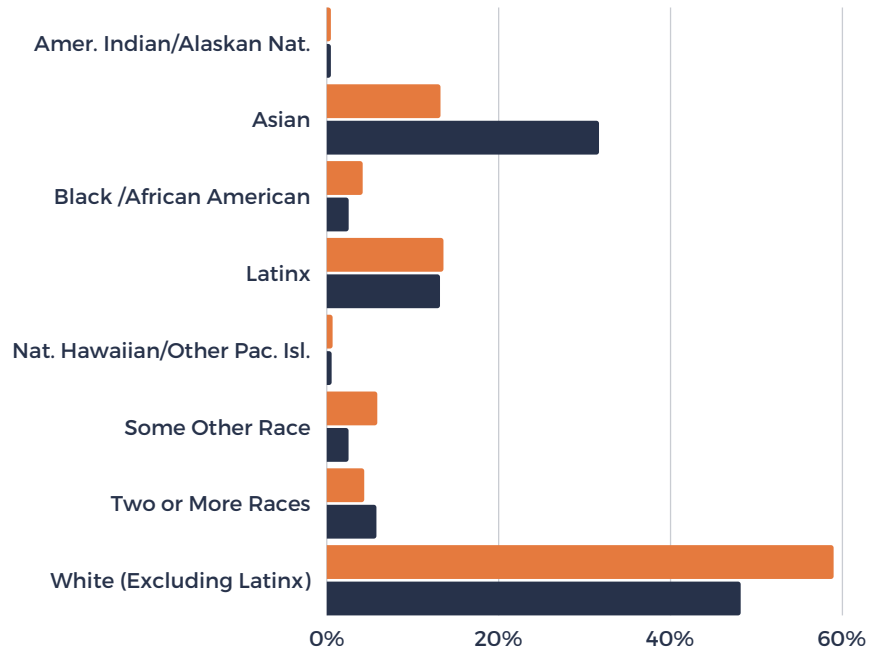
DECADE OF GROWTH AND CHANGE

The population of the Tri-Valley rose from 189,381 in 2010 to 232,656 in 2019, a 22% increase. The population has also become more diverse.

LANGUAGE SPOKEN AT HOME (2019)

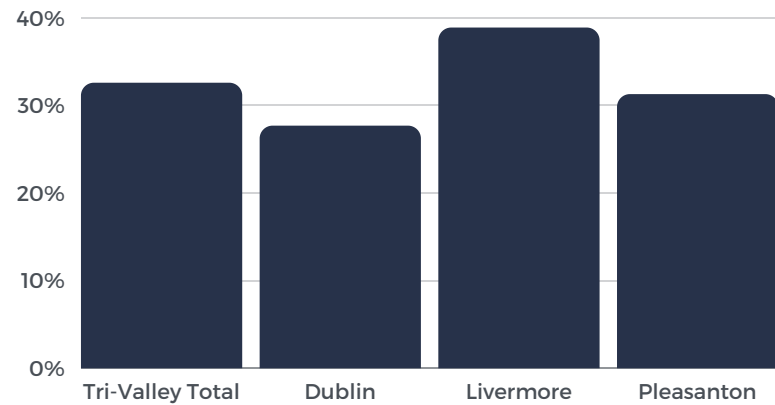


RACIAL/ETHNIC BREAKDOWN OF TRI-VALLEY 2010 V. 2019

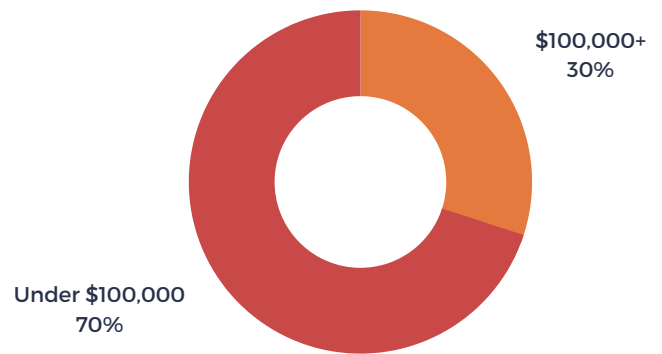


TRUE COST OF LIVING

The EPI Family Budget Calculator cost of living for a two-parent, two-child family in Alameda County is \$121,922. Below is the percentage of households in the Tri-Valley with annual incomes under \$100,000.



INCOME OF SINGLE, FEMALE HEAD OF HOUSEHOLDS (2019)



10,000

people live below the poverty level in the Tri-Valley



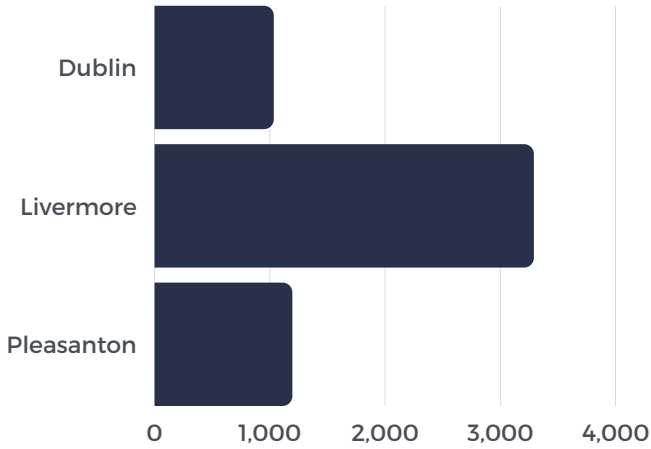
One out of four people living in poverty in the Tri-Valley are children under the age of 18

60%

increase in number of people living in poverty in the Tri-Valley since 2000

Just Getting By in the Tri-Valley

STUDENTS PARTICIPATING IN FREE & REDUCED PRICED MEAL PROGRAM (2019-20)


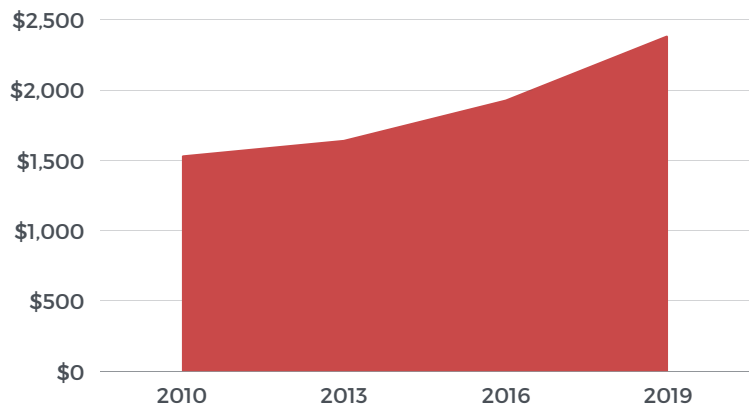


MAKING HARD CHOICES JUST TO GET BY

“When I (started to make) \$2 an hour more; I became unqualified for healthcare and my subsidies, so it was counterproductive for me to make more money. Now I’m in the hole almost \$170 a month...”

– *TVAPC Focus Group participant*

MEDIAN RENT IN THE TRI-VALLEY



one in five people in the Tri-Valley utilize a public benefit (MediCal, Medicare, CalFRESH, Veterans Benefits, General Assistance)

11,000

households are rent-burdened (over 30% of income goes to rent) in the Tri-Valley



The 2019 Community Health Needs Assessment for Stanford Health Care-ValleyCare lists behavioral health (**mental health**), **health care access and delivery**, and **housing and homelessness** as the top three community health needs.

The **Tri-Valley Anti-Poverty Collaborative (TVAPC)**, a project of the Tri-Valley Nonprofit Alliance, is a cross-sector collaboration formed to bring light to the issue of hidden poverty in this community. Over forty organizations participate with TVAPC; representing government agencies, school districts, nonprofits and safety net service providers, the business community, faith-based organizations, and residents. TVAPC brings attention to the upstream variables that lead to disparities in economic, health, education, and quality of life outcomes called the Social Determinants of Health and advocates for the redress of inequitable conditions.

For more information: <https://tvnpa.org/tvapc>

