

**EQUAL EMPLOYMENT OPPORTUNITY COMMISSION  
STATE AND LOCAL GOVERNMENT INFORMATION (EEO-4)**

APPROVED BY  
OMB  
3046-0008

EXPIRES  
5/31/2018

EXCLUDE SCHOOL SYSTEMS AND EDUCATIONAL INSTITUTIONS  
(Read attached instructions prior to completing this form)

DO NOT ALTER INFORMATION PRINTED IN THIS BOX

MAIL COMPLETED  
FORM TO:

EEO-4 Reporting Center  
PO Box 8127  
Reston, VA 20195

**A. TYPE OF GOVERNMENT (Check one box only)**

1. State                      2. Country                       3. City                      4. Township                      5. Special District
6. Other (Specify) \_\_\_\_\_

**B. IDENTIFICATION**

NAME OF POLITICAL JURISDICTION (If same as label, skip to Item C)

City of Oakland

Control Number :

2. Address-- Number and Street

CITY/TOWN

COUNTY

STATE/ZIP

EEOC USE  
ONLY  
A

1 Frank Ogawa Plaza

Oakland

Alameda

CA 94612

B

**C. FUNCTION**

(Check one box to indicate the function(s) for which this form is being submitted. Data should be reported for all departments and agencies in your government covered by the function(s) indicated. If you cannot supply the data for every agency within the function(s) attach a list showing name and address of agencies whose data are not included.)

<input type="checkbox"/>	1. FINANCIAL ADMINISTRATION. Tax billing and collection, budgeting, purchasing, central accounting and similar financial administration carried on by a treasurer's, auditor's or comptroller's office and GENERAL CONTROL. Duties usually performed by boards of supervisors or commissioners, central administration offices and agencies, central personnel or planning agencies, all judicial offices and employees (judges, magistrates, bailiffs, etc.)	<input type="checkbox"/>	8. HEALTH. Provision of public health services, out-patient clinics, visiting nurses, food and sanitary inspections, mental health, alcohol rehabilitation service, etc.
<input type="checkbox"/>	2. STREETS AND HIGHWAYS. Maintenance, repair, construction and administration of streets, alleys, sidewalks, roads, highways and bridges.	<input type="checkbox"/>	9. HOUSING. Code enforcement, low rent public housing, fair housing ordinance enforcement, housing for elderly, housing rehabilitation, rent control.
<input type="checkbox"/>	3. PUBLIC WELFARE. Maintenance of homes and other institutions for the needy; administration of public assistance. (Hospitals and sanatoriums should be reported as item 7.)	<input type="checkbox"/>	10. COMMUNITY DEVELOPMENT. Planning, zoning, land development, open space, beautification, preservation.
<input type="checkbox"/>	4. POLICE PROTECTION. Duties of a police department sheriff's, constable's, coroner's office, etc., including technical and clerical employees engaged in police activities.	<input type="checkbox"/>	11. CORRECTIONS. Jails, reformatories, detention homes, half-way houses, prisons, parole and probation activities
<input type="checkbox"/>	5. FIRE PROTECTION. Duties of the uniformed fire force and clerical employees. (Report any forest fire protection activities as item 6.)	<input checked="" type="checkbox"/>	12. UTILITIES AND TRANSPORTATION. Includes water supply, electric power, transit, gas, airports, water transportation and terminals.
<input type="checkbox"/>	6. NATURAL RESOURCES. Agriculture, forestry, forest fire protection, irrigation drainage, flood control, etc., and PARKS AND RECREATION. Provision, maintenance and operation of parks, playgrounds, swimming pools, auditoriums, museums, marinas, zoos, etc.	<input type="checkbox"/>	13. SANITATION AND SEWAGE. Street cleaning, garbage and refuse collection and disposal. Provision, maintenance and operation of sanitary and storm sewer systems and sewage disposal plants.
<input type="checkbox"/>	7. HOSPITALS AND SANATORIUMS. Operation and maintenance of institutions for inpatient medical care.	<input type="checkbox"/>	14. EMPLOYMENT SECURITY STATE GOVERNMENTS ONLY
<input type="checkbox"/>		<input type="checkbox"/>	15. OTHER (Specify on Page Four)

Control Number :

Function Number(s) : 13

**D. EMPLOYMENT DATA AS OF JUNE 30**

(Do not include elected/appointed officials. Blanks will be counted as zero)

**1. FULL-TIME EMPLOYEES (Temporary employees are not included)**

JOB CATEGORIES	ANNUAL SALARY (In thousands 000)	RACE/ETHNICITY														Total Col A-N
		HISPANIC OR LATINO		NON-HISPANIC OR LATINO							FEMALE					
				MALE												
		Male	Female	White	Black or African American	Asian	Native Hawaiian or Other Pacific Islander	American Indian or Alaska Native	Two or More Races	White	Black or African American	Asian	Native Hawaiian or Other Pacific Islander	American Indian or Alaska Native	Two or More Races	
A	B	C	D	E	F	G	H	I	J	K	L	M	N			
OFFICIALS ADMINISTRATORS	1. \$0.1-15.999	0	0	0	0	0	0	0	0	0	0	0	0	0	0	0
	2. 16.0-19.999	0	0	0	0	0	0	0	0	0	0	0	0	0	0	0
	3. 20.0-24.999	0	0	0	0	0	0	0	0	0	0	0	0	0	0	0
	4. 25.0-32.999	0	0	0	0	0	0	0	0	0	0	0	0	0	0	0
	5. 33.0-42.999	0	0	0	0	0	0	0	0	0	0	0	0	0	0	0
	6. 43.0-54.999	0	0	0	0	0	0	0	0	0	0	0	0	0	0	0
	7. 55.0-69.999	0	0	0	0	0	0	0	0	0	0	0	0	0	0	0
	8. 70.0 PLUS	0	0	0	0	0	0	0	0	0	0	0	0	0	0	0
PROFESSIONALS	9. \$0.1-15.999	0	0	0	0	0	0	0	0	0	0	0	0	0	0	0
	10. 16.0-19.999	0	0	0	0	0	0	0	0	0	0	0	0	0	0	0
	11. 20.0-24.999	0	0	0	0	0	0	0	0	0	0	0	0	0	0	0
	12. 25.0-32.999	0	0	0	0	0	0	0	0	0	0	0	0	0	0	0
	13. 33.0-42.999	0	0	0	0	0	0	0	0	0	0	0	0	0	0	0
	14. 43.0-54.999	0	0	0	0	0	0	0	0	0	0	0	0	0	0	0
	15. 55.0-69.999	0	0	0	0	0	0	0	0	0	0	0	0	0	0	0
16. 70.0 PLUS	0	0	1	0	0	0	0	0	0	0	0	0	0	0	1	
TECHNICIANS	17. \$0.1-15.999	0	0	0	0	0	0	0	0	0	0	0	0	0	0	0
	18. 16.0-19.999	0	0	0	0	0	0	0	0	0	0	0	0	0	0	0
	19. 20.0-24.999	0	0	0	0	0	0	0	0	0	0	0	0	0	0	0
	20. 25.0-32.999	0	0	0	0	0	0	0	0	0	0	0	0	0	0	0
	21. 33.0-42.999	0	0	0	0	0	0	0	0	0	0	0	0	0	0	0
	22. 43.0-54.999	0	0	0	0	0	0	0	0	0	0	0	0	0	0	0
	23. 55.0-69.999	0	0	0	0	0	0	0	0	0	0	0	0	0	0	0
	24. 70.0 PLUS	0	0	0	0	0	0	0	0	0	0	0	0	0	0	0
PROTECTIVE SERVICE	25. \$0.1-15.999	0	0	0	0	0	0	0	0	0	0	0	0	0	0	0
	26. 16.0-19.999	0	0	0	0	0	0	0	0	0	0	0	0	0	0	0
	27. 20.0-24.999	0	0	0	0	0	0	0	0	0	0	0	0	0	0	0
	28. 25.0-32.999	0	0	0	0	0	0	0	0	0	0	0	0	0	0	0
	29. 33.0-42.999	0	0	0	0	0	0	0	0	0	0	0	0	0	0	0
	30. 43.0-54.999	0	0	0	0	0	0	0	0	0	0	0	0	0	0	0
	31. 55.0-69.999	0	0	0	0	0	0	0	0	0	0	0	0	0	0	0
	32. 70.0 PLUS	0	0	0	0	0	0	0	0	0	0	0	0	0	0	0

PARA-PROFESSIONALS	33. \$0.1-15.999	0	0	0	0	0	0	0	0	0	0	0	0	0	0	0
	34. 16.0-19.999	0	0	0	0	0	0	0	0	0	0	0	0	0	0	0
	35. 20.0-24.999	0	0	0	0	0	0	0	0	0	0	0	0	0	0	0
	36. 25.0-32.999	0	0	0	0	0	0	0	0	0	0	0	0	0	0	0
	37. 33.0-42.999	0	0	0	0	0	0	0	0	0	0	0	0	0	0	0
	38. 43.0-54.999	0	0	0	0	0	0	0	0	0	0	0	0	0	0	0
	39. 55.0-69.999	0	0	0	0	0	0	0	0	0	0	0	0	0	0	0
	40. 70.0 PLUS	0	0	0	0	0	0	0	0	0	0	0	0	0	0	0
ADMINISTRATIVE SUPPORT	41. \$0.1-15.999	0	0	0	0	0	0	0	0	0	0	0	0	0	0	0
	42. 16.0-19.999	0	0	0	0	0	0	0	0	0	0	0	0	0	0	0
	43. 20.0-24.999	0	0	0	0	0	0	0	0	0	0	0	0	0	0	0
	44. 25.0-32.999	0	0	0	0	0	0	0	0	0	0	0	0	0	0	0
	45. 33.0-42.999	0	0	0	0	0	0	0	0	0	0	0	0	0	0	0
	46. 43.0-54.999	0	0	0	0	0	0	0	0	0	0	0	0	0	0	0
	47. 55.0-69.999	0	0	0	0	0	0	0	0	0	0	0	0	0	0	0
	48. 70.0 PLUS	0	0	0	0	0	0	0	0	0	0	0	0	0	0	0

Control Number :

Function Number(s) : 13

**D. EMPLOYMENT DATA AS OF JUNE 30**

(Do not include elected/appointed officials. Blanks will be counted as zero)

**1. FULL-TIME EMPLOYEES (Temporary employees are not included)**

JOB CATEGORIES	ANNUAL SALARY (In thousands 000)	RACE/ETHNICITY														Total Col A-N	
		HISPANIC OR LATINO		MALE							NON-HISPANIC OR LATINO						FEMALE
		Male	Female	White	Black or African American	Asian	Native Hawaiian or Other Pacific Islander	American Indian or Alaska Native	Two or More Races	White	Black or African American	Asian	Native Hawaiian or Other Pacific Islander	American Indian or Alaska Native	Two or More Races		
SKILLED CRAFT	49. \$0.1-15.999	0	0	0	0	0	0	0	0	0	0	0	0	0	0	0	0
	50. 16.0-19.999	0	0	0	0	0	0	0	0	0	0	0	0	0	0	0	0
	51. 20.0-24.999	0	0	0	0	0	0	0	0	0	0	0	0	0	0	0	0
	52. 25.0-32.999	0	0	0	0	0	0	0	0	0	0	0	0	0	0	0	0
	53. 33.0-42.999	0	0	0	0	0	0	0	0	0	0	0	0	0	0	0	0
	54. 43.0-54.999	0	0	0	0	0	0	0	0	0	0	0	0	0	0	0	0
	55. 55.0-69.999	0	0	0	0	0	0	0	0	0	0	0	0	0	0	0	0
	56. 70.0 PLUS	0	0	0	0	0	0	0	0	0	0	0	0	0	0	0	0
SERVICE MAINTENANCE	57. \$0.1-15.999	0	0	0	0	0	0	0	0	0	0	0	0	0	0	0	0
	58. 16.0-19.999	0	0	0	0	0	0	0	0	0	0	0	0	0	0	0	0
	59. 20.0-24.999	0	0	0	0	0	0	0	0	0	0	0	0	0	0	0	0
	60. 25.0-32.999	0	0	0	0	0	0	0	0	0	0	0	0	0	0	0	0
	61. 33.0-42.999	0	0	0	0	0	0	0	0	0	0	0	0	0	0	0	0
	62. 43.0-54.999	0	0	1	4	0	0	0	0	0	0	0	0	0	0	0	5
	63. 55.0-69.999	11	0	0	30	3	0	0	0	0	2	0	0	0	0	0	46
	64. 70.0 PLUS	8	0	3	10	0	0	0	0	0	1	0	0	0	0	0	22
65. TOTAL FULL-TIME (LINES 1-64)	19	0	5	44	3	0	0	0	0	3	0	0	0	0	0	74	

**2. OTHER THAN FULL-TIME EMPLOYEES (Including temporary employees)**

66. OFFICIALS/ADMIN	0	0	0	0	0	0	0	0	0	0	0	0	0	0	0	0
67. PROFESSIONALS	0	0	0	0	0	0	0	0	0	0	0	0	0	0	0	0
68. TECHNICIANS	0	0	0	0	0	0	0	0	0	0	0	0	0	0	0	0
69. PROTECTIVE SERVICE	0	0	0	0	0	0	0	0	0	0	0	0	0	0	0	0
70. PARA-PROFESSIONAL	0	0	0	0	0	0	0	0	0	0	0	0	0	0	0	0
71. ADMIN.SUPPORT	0	0	0	0	0	0	0	0	0	0	0	0	0	0	0	0
72. SKILLED CRAFT	0	0	0	0	0	0	0	0	0	0	0	0	0	0	0	0
73. SERVICE/MAINTENANCE	0	0	0	0	0	0	0	0	0	0	0	0	0	0	0	0

74. TOTAL OTHER THAN FULL TIME(LINES 66 - 73)	0	0	0	0	0	0	0	0	0	0	0	0	0	0	0
---	---	---	---	---	---	---	---	---	---	---	---	---	---	---	---

**3. NEW HIRES DURING FISCAL YEAR - Permanent full time only JULY 1 - JUNE 30**

75. OFFICIALS/ADMIN	0	0	0	0	0	0	0	0	0	0	0	0	0	0	0
76. PROFESSIONALS	0	0	0	0	0	0	0	0	0	0	0	0	0	0	0
77. TECHNICIANS	0	0	0	0	0	0	0	0	0	0	0	0	0	0	0
78. PROTECTIVE SERVICE	0	0	0	0	0	0	0	0	0	0	0	0	0	0	0
79. PARA-PROFESSIONAL	0	0	0	0	0	0	0	0	0	0	0	0	0	0	0
80. ADMIN SUPPORT	0	0	0	0	0	0	0	0	0	0	0	0	0	0	0
81. SKILLED CRAFT	0	0	0	0	0	0	0	0	0	0	0	0	0	0	0
82. SERVICE/MAINTENANCE	0	0	0	0	0	0	0	0	0	0	0	0	0	0	0
83. TOTAL NEW HIRES (LINES 75 - 82)	0	0	0	0	0	0	0	0	0	0	0	0	0	0	0

Control Number :

Function Number(s) : 13

REMARKS (List National Crime Information Center (NCIC) number assigned to any Criminal Justice Agencies whose data are included in this report)

\*\*\*LIST AGENCIES INCLUDED ON THIS FORM\*\*\*

CERTIFICATION. I certify that the information given in this report is correct and true to the best of my knowledge and was reported in accordance with accompanying instructions. (Willfully false statements on this report are punishable by law, US Code, Title 18, Section 1001.)

NAME OF PERSON TO CONTACT REGARDING THIS FORM

Yolanda Lewis

TITLE:

ADDRESS (Number and Street, City, State, Zip Code)

1 Frank Ogawa Plaza, Oakland, CA 94612

TELEPHONE NUMBER 510-238-6468

extension:

FAX NUMBER

DATE 2-5-18

E-MAIL

TYPED NAME/TITLE OF AUTHORIZED OFFICIAL

Artisha McCullough

SIGNATURE

Artisha McCullough

**EQUAL EMPLOYMENT OPPORTUNITY COMMISSION  
STATE AND LOCAL GOVERNMENT INFORMATION (EEO-4)**

APPROVED BY  
OMB  
3046-0009

EXPIRES  
5/31/2018

EXCLUDE SCHOOL SYSTEMS AND EDUCATIONAL INSTITUTIONS  
(Read attached instructions prior to completing this form)

DO NOT ALTER INFORMATION PRINTED IN THIS BOX

MAIL COMPLETED  
FORM TO:

EEO-4 Reporting Center  
PO Box 8127  
Reston, VA 20195

**A. TYPE OF GOVERNMENT (Check one box only)**

1. State                      2. Country                       3. City                      4. Township                      5. Special District
6. Other (Specify) \_\_\_\_\_

**B. IDENTIFICATION**

NAME OF POLITICAL JURISDICTION (If same as label, skip to Item C)

City of Oakland

Control Number :

2. Address-- Number and Street

CITY/TOWN

COUNTY

STATE/ZIP

EEOC USE  
ONLY  
A

1 Frank Ogawa Plaza

Oakland

Alameda

CA 94612

B

**C. FUNCTION**

(Check one box to indicate the function(s) for which this form is being submitted. Data should be reported for all departments and agencies in your government covered by the function(s) indicated. If you cannot supply the data for every agency within the function(s) attach a list showing name and address of agencies whose data are not included.)

<input type="checkbox"/>	1. FINANCIAL ADMINISTRATION. Tax billing and collection, budgeting, purchasing, central accounting and similar financial administration carried on by a treasurer's, auditor's or comptroller's office and GENERAL CONTROL. Duties usually performed by boards of supervisors or commissioners, central administration offices and agencies, central personnel or planning agencies, all judicial offices and employees (judges, magistrates, bailiffs, etc.)	<input type="checkbox"/>	8. HEALTH. Provision of public health services, out-patient clinics, visiting nurses, food and sanitary inspections, mental health, alcohol rehabilitation service, etc.
<input type="checkbox"/>	2. STREETS AND HIGHWAYS. Maintenance, repair, construction and administration of streets, alleys, sidewalks, roads, highways and bridges.	<input type="checkbox"/>	9. HOUSING. Code enforcement, low rent public housing, fair housing ordinance enforcement, housing for elderly, housing rehabilitation, rent control.
<input type="checkbox"/>	3. PUBLIC WELFARE. Maintenance of homes and other institutions for the needy; administration of public assistance. (Hospitals and sanatoriums should be reported as item 7.)	<input type="checkbox"/>	10. COMMUNITY DEVELOPMENT. Planning, zoning, land development, open space, beautification, preservation.
<input type="checkbox"/>	4. POLICE PROTECTION. Duties of a police department sheriff's, constable's, coroner's office, etc., including technical and clerical employees engaged in police activities.	<input type="checkbox"/>	11. CORRECTIONS. Jails, reformatories, detention homes, half-way houses, prisons, parole and probation activities
<input checked="" type="checkbox"/>	5. FIRE PROTECTION. Duties of the uniformed fire force and clerical employees. (Report any forest fire protection activities as item 6.)	<input type="checkbox"/>	12. UTILITIES AND TRANSPORTATION. Includes water supply, electric power, transit, gas, airports, water transportation and terminals.
<input type="checkbox"/>	6. NATURAL RESOURCES. Agriculture, forestry, forest fire protection, irrigation drainage, flood control, etc., and PARKS AND RECREATION. Provision, maintenance and operation of parks, playgrounds, swimming pools, auditoriums, museums, marinas, zoos, etc.	<input type="checkbox"/>	13. SANITATION AND SEWAGE. Street cleaning, garbage and refuse collection and disposal. Provision, maintenance and operation of sanitary and storm sewer systems and sewage disposal plants.
<input type="checkbox"/>	7. HOSPITALS AND SANATORIUMS. Operation and maintenance of institutions for inpatient medical care.	<input type="checkbox"/>	14. EMPLOYMENT SECURITY STATE GOVERNMENTS ONLY
		<input type="checkbox"/>	15. OTHER (Specify on Page Four)

Control Number :

Function Number(s) : 5

**D. EMPLOYMENT DATA AS OF JUNE 30**

(Do not include elected/appointed officials. Blanks will be counted as zero)

**1. FULL-TIME EMPLOYEES (Temporary employees are not included)**

JOB CATEGORIES	ANNUAL SALARY (In thousands 000)	RACE/ETHNICITY														Total Col A-N
		HISPANIC OR LATINO		NON-HISPANIC OR LATINO												
				MALE					FEMALE							
		Male	Female	White	Black or African American	Asian	Native Hawaiian or Other Pacific Islander	American Indian or Alaska Native	Two or More Races	White	Black or African American	Asian	Native Hawaiian or Other Pacific Islander	American Indian or Alaska Native	Two or More Races	
A	B	C	D	E	F	G	H	I	J	K	L	M	N			
OFFICIALS ADMINISTRATORS	1. \$0.1-15.999	0	0	0	0	0	0	0	0	0	0	0	0	0	0	0
	2. 16.0-19.999	0	0	0	0	0	0	0	0	0	0	0	0	0	0	0
	3. 20.0-24.999	0	0	0	0	0	0	0	0	0	0	0	0	0	0	0
	4. 25.0-32.999	0	0	0	0	0	0	0	0	0	0	0	0	0	0	0
	5. 33.0-42.999	0	0	0	0	0	0	0	0	0	0	0	0	0	0	0
	6. 43.0-54.999	0	0	0	0	0	0	0	0	0	0	0	0	0	0	0
	7. 55.0-69.999	0	0	0	0	0	0	0	0	0	0	0	0	0	0	0
	8. 70.0 PLUS	2	1	2	1	0	0	0	0	2	3	0	0	0	0	11
PROFESSIONALS	9. \$0.1-15.999	0	0	0	0	0	0	0	0	0	0	0	0	0	0	0
	10. 16.0-19.999	0	0	0	0	0	0	0	0	0	0	0	0	0	0	0
	11. 20.0-24.999	0	0	0	0	0	0	0	0	0	0	0	0	0	0	0
	12. 25.0-32.999	0	0	0	0	0	0	0	0	0	0	0	0	0	0	0
	13. 33.0-42.999	0	0	0	0	0	0	0	0	0	0	0	0	0	0	0
	14. 43.0-54.999	0	0	0	0	0	0	0	0	0	0	0	0	0	0	0
	15. 55.0-69.999	0	0	0	0	0	0	0	0	0	0	0	0	0	0	0
16. 70.0 PLUS	0	0	2	0	1	0	0	0	2	1	0	0	0	0	6	
TECHNICIANS	17. \$0.1-15.999	0	0	0	0	0	0	0	0	0	0	0	0	0	0	0
	18. 16.0-19.999	0	0	0	0	0	0	0	0	0	0	0	0	0	0	0
	19. 20.0-24.999	0	0	0	0	0	0	0	0	0	0	0	0	0	0	0
	20. 25.0-32.999	0	0	0	0	0	0	0	0	0	0	0	0	0	0	0
	21. 33.0-42.999	0	0	0	0	0	0	0	0	0	0	0	0	0	0	0
	22. 43.0-54.999	0	0	0	0	0	0	0	0	0	0	0	0	0	0	0
	23. 55.0-69.999	1	0	0	0	0	1	0	0	0	0	0	0	0	0	2
	24. 70.0 PLUS	1	2	3	0	0	0	0	0	1	9	1	0	0	0	17
PROTECTIVE SERVICE	25. \$0.1-15.999	0	0	0	0	0	0	0	0	0	0	0	0	0	0	0
	26. 16.0-19.999	0	0	0	0	0	0	0	0	0	0	0	0	0	0	0
	27. 20.0-24.999	0	0	0	0	0	0	0	0	0	0	0	0	0	0	0
	28. 25.0-32.999	0	0	0	0	0	0	0	0	0	0	0	0	0	0	0
	29. 33.0-42.999	0	0	0	0	0	0	0	0	0	0	0	0	0	0	0
	30. 43.0-54.999	0	0	0	0	0	0	0	0	0	0	0	0	0	0	0
	31. 55.0-69.999	1	0	2	0	0	0	0	0	1	0	0	0	0	0	4
	32. 70.0 PLUS	0	0	1	3	2	0	0	0	0	2	1	0	0	0	9

PARA-PROFESSIONALS	33. \$0.1-15.999	0	0	0	0	0	0	0	0	0	0	0	0	0	0	0
	34. 16.0-19.999	0	0	0	0	0	0	0	0	0	0	0	0	0	0	0
	35. 20.0-24.999	0	0	0	0	0	0	0	0	0	0	0	0	0	0	0
	36. 25.0-32.999	0	0	0	0	0	0	0	0	0	0	0	0	0	0	0
	37. 33.0-42.999	0	0	0	0	0	0	0	0	0	0	0	0	0	0	0
	38. 43.0-54.999	0	0	0	0	0	0	0	0	0	0	0	0	0	0	0
	39. 55.0-69.999	0	0	0	0	0	0	0	0	0	0	0	0	0	0	0
	40. 70.0 PLUS	0	0	0	0	0	0	0	0	0	0	0	0	0	0	0
ADMINISTRATIVE SUPPORT	41. \$0.1-15.999	0	0	0	0	0	0	0	0	0	0	0	0	0	0	0
	42. 16.0-19.999	0	0	0	0	0	0	0	0	0	0	0	0	0	0	0
	43. 20.0-24.999	0	0	0	0	0	0	0	0	0	0	0	0	0	0	0
	44. 25.0-32.999	0	0	0	0	0	0	0	0	0	0	0	0	0	0	0
	45. 33.0-42.999	0	0	0	0	0	0	0	0	0	0	0	0	0	0	0
	46. 43.0-54.999	0	0	0	0	0	0	0	0	0	0	0	0	0	0	0
	47. 55.0-69.999	0	0	0	0	0	0	0	0	0	0	0	0	0	0	0
	48. 70.0 PLUS	0	0	0	0	0	0	0	0	0	0	0	0	0	0	0

Control Number :

Function Number(s) : 5

**D. EMPLOYMENT DATA AS OF JUNE 30**

(Do not include elected/appointed officials. Blanks will be counted as zero)

**1. FULL-TIME EMPLOYEES (Temporary employees are not included)**

JOB CATEGORIES	ANNUAL SALARY (In thousands 000)	RACE/ETHNICITY														Total Col A-N
		HISPANIC OR LATINO		NON-HISPANIC OR LATINO							FEMALE					
		Male	Female	White	Black or African American	Asian	Native Hawaiian or Other Pacific Islander	American Indian or Alaska Native	Two or More Races	White	Black or African American	Asian	Native Hawaiian or Other Pacific Islander	American Indian or Alaska Native	Two or More Races	
SKILLED CRAFT	49. \$0.1-15.999	0	0	0	0	0	0	0	0	0	0	0	0	0	0	0
	50. 16.0-19.999	0	0	0	0	0	0	0	0	0	0	0	0	0	0	0
	51. 20.0-24.999	0	0	0	0	0	0	0	0	0	0	0	0	0	0	0
	52. 25.0-32.999	0	0	0	0	0	0	0	0	0	0	0	0	0	0	0
	53. 33.0-42.999	0	0	0	0	0	0	0	0	0	0	0	0	0	0	0
	54. 43.0-54.999	0	0	0	0	0	0	0	0	0	0	0	0	0	0	0
	55. 55.0-69.999	0	0	0	0	0	0	0	0	0	0	0	0	0	0	0
	56. 70.0 PLUS	0	0	0	0	0	0	0	0	0	0	0	0	0	0	0
SERVICE MAINTENANCE	57. \$0.1-15.999	0	0	0	0	0	0	0	0	0	0	0	0	0	0	0
	58. 16.0-19.999	0	0	0	0	0	0	0	0	0	0	0	0	0	0	0
	59. 20.0-24.999	0	0	0	0	0	0	0	0	0	0	0	0	0	0	0
	60. 25.0-32.999	0	0	0	0	0	0	0	0	0	0	0	0	0	0	0
	61. 33.0-42.999	0	0	0	0	0	0	0	0	0	0	0	0	0	0	0
	62. 43.0-54.999	0	0	0	0	0	0	0	0	0	0	0	0	0	0	0
	63. 55.0-69.999	0	0	0	0	0	0	0	0	0	0	0	0	0	0	0
	64. 70.0 PLUS	0	0	0	0	0	0	0	0	0	0	0	0	0	0	0
65. TOTAL FULL-TIME (LINES 1-64)		5	3	10	4	3	1	0	0	6	15	2	0	0	0	49

**2. OTHER THAN FULL-TIME EMPLOYEES (Including temporary employees)**

66. OFFICIALS/ADMIN	1	1	5	4	0	0	0	0	2	0	1	0	0	0	14
67. PROFESSIONALS	18	0	37	33	11	2	0	0	5	2	1	0	0	0	109
68. TECHNICIANS	0	0	0	0	0	0	0	0	0	0	0	0	0	0	0
69. PROTECTIVE SERVICE	76	2	116	65	42	11	5	0	17	8	2	0	0	0	344
70. PARA-PROFESSIONAL	0	0	0	0	0	0	0	0	0	0	0	0	0	0	0
71. ADMIN SUPPORT	0	0	0	0	0	0	0	0	0	0	0	0	0	0	0
72. SKILLED CRAFT	0	0	0	0	0	0	0	0	0	0	0	0	0	0	0
73. SERVICE/MAINTENANCE	0	0	0	0	0	0	0	0	0	0	0	0	0	0	0



74. TOTAL OTHER THAN FULL TIME(LINES 66 - 73)	95	3	158	102	53	13	5	0	24	10	4	0	0	0	467
<b>3. NEW HIRES DURING FISCAL YEAR - Permanent full time only JULY 1 - JUNE 30</b>															

75. OFFICIALS/ADMIN	0	0	0	1	0	0	0	0	0	0	0	0	0	0	1
76. PROFESSIONALS	0	0	0	0	0	0	0	0	1	0	0	0	0	0	1
77. TECHNICIANS	1	0	0	0	0	0	0	0	0	0	0	0	0	0	4
78. PROTECTIVE SERVICE	0	0	1	0	1	0	0	0	1	0	1	0	0	0	0
79. PARA-PROFESSIONAL	0	0	0	0	0	0	0	0	0	0	0	0	0	0	0
80. ADMIN.SUPPORT	0	0	0	0	0	0	0	0	0	0	0	0	0	0	0
81. SKILLED CRAFT	0	0	0	0	0	0	0	0	0	0	0	0	0	0	0
82. SERVICE/MAINTENANCE	0	0	0	0	0	0	0	0	0	0	0	0	0	0	0
83. TOTAL NEW HIRES (LINES 75 - 82)	1	0	1	1	1	0	0	0	2	0	1	0	0	0	7

Control Number :

Function Number(s) : 5

REMARKS (List National Crime Information Center (NCIC) number assigned to any Criminal Justice Agencies whose data are included in this report)

\*\*\*LIST AGENCIES INCLUDED ON THIS FORM\*\*\*

CERTIFICATION. I certify that the information given in this report is correct and true to the best of my knowledge and was reported in accordance with accompanying instructions. (Willfully false statements on this report are punishable by law, US Code, Title 18, Section 1001.)

NAME OF PERSON TO CONTACT REGARDING THIS FORM

Yolanda Lewis

TITLE:

ADDRESS (Number and Street, City, State, Zip Code)

TELEPHONE NUMBER

extension:


FAX NUMBER

DATE 2-5-18

TYPED NAME/TITLE OF AUTHORIZED OFFICIAL

SIGNATURE

E-MAIL

Artisha McCullough - EEO Officer 

**EQUAL EMPLOYMENT OPPORTUNITY COMMISSION  
STATE AND LOCAL GOVERNMENT INFORMATION (EEO-4)**

APPROVED BY  
OMB  
3046-0008

EXPIRES  
5/31/2018

EXCLUDE SCHOOL SYSTEMS AND EDUCATIONAL INSTITUTIONS  
(Read attached instructions prior to completing this form)

DO NOT ALTER INFORMATION PRINTED IN THIS BOX

MAIL COMPLETED  
FORM TO:

EEO-4 Reporting Center  
PO Box 8127  
Reston, VA 20195

**A. TYPE OF GOVERNMENT (Check one box only)**

1. State                      2. Country                      3. City                      4. Township                      5. Special District
6. Other (Specify) \_\_\_\_\_

**B. IDENTIFICATION**

NAME OF POLITICAL JURISDICTION (If same as label, skip to Item C)

City of Oakland

Control Number :

2. Address-- Number and Street

CITY/TOWN

COUNTY

STATE/ZIP

EEOC USE  
ONLY  
A

1 Frank Ogawa Plaza

Oakland

Alameda

CA 94612

B

**C. FUNCTION**

(Check one box to indicate the function(s) for which this form is being submitted. Data should be reported for all departments and agencies in your government covered by the function(s) indicated. If you cannot supply the data for every agency within the function(s) attach a list showing name and address of agencies whose data are not included.)

<input type="checkbox"/>	1. FINANCIAL ADMINISTRATION. Tax billing and collection, budgeting, purchasing, central accounting and similar financial administration carried on by a treasurer's, auditor's or comptroller's office and GENERAL CONTROL. Duties usually performed by boards of supervisors or commissioners, central administration offices and agencies, central personnel or planning agencies, all judicial offices and employees (judges, magistrates, bailiffs, etc.)	<input type="checkbox"/>	8. HEALTH. Provision of public health services, out-patient clinics, visiting nurses, food and sanitary inspections, mental health, alcohol rehabilitation service, etc.
<input type="checkbox"/>	2. STREETS AND HIGHWAYS. Maintenance, repair, construction and administration of streets, alleys, sidewalks, roads, highways and bridges.	<input type="checkbox"/>	9. HOUSING. Code enforcement, low rent public housing, fair housing ordinance enforcement, housing for elderly, housing rehabilitation, rent control.
<input type="checkbox"/>	3. PUBLIC WELFARE. Maintenance of homes and other institutions for the needy; administration of public assistance. (Hospitals and sanatoriums should be reported as item 7.)	<input checked="" type="checkbox"/>	10. COMMUNITY DEVELOPMENT. Planning, zoning, land development, open space, beautification, preservation.
<input type="checkbox"/>	4. POLICE PROTECTION. Duties of a police department sheriff's, constable's, coroner's office, etc., including technical and clerical employees engaged in police activities.	<input type="checkbox"/>	11. CORRECTIONS. Jails, reformatories, detention homes, half-way houses, prisons, parole and probation activities.
<input type="checkbox"/>	5. FIRE PROTECTION. Duties of the uniformed fire force and clerical employees. (Report any forest fire protection activities as item 6.)	<input type="checkbox"/>	12. UTILITIES AND TRANSPORTATION. Includes water supply, electric power, transit, gas, airports, water transportation and terminals.
<input type="checkbox"/>	6. NATURAL RESOURCES. Agriculture, forestry, forest fire protection, irrigation drainage, flood control, etc., and PARKS AND RECREATION. Provision, maintenance and operation of parks, playgrounds, swimming pools, auditoriums, museums, marinas, zoos, etc.	<input type="checkbox"/>	13. SANITATION AND SEWAGE. Street cleaning, garbage and refuse collection and disposal. Provision, maintenance and operation of sanitary and storm sewer systems and sewage disposal plants.
<input type="checkbox"/>	7. HOSPITALS AND SANATORIUMS. Operation and maintenance of institutions for inpatient medical care.	<input type="checkbox"/>	14. EMPLOYMENT SECURITY STATE GOVERNMENTS ONLY
<input type="checkbox"/>		<input type="checkbox"/>	15. OTHER (Specify on Page Four)

Control Number :

Function Number(s) : 10

**D. EMPLOYMENT DATA AS OF JUNE 30**

(Do not include elected/appointed officials. Blanks will be counted as zero)

**1. FULL-TIME EMPLOYEES (Temporary employees are not included)**

JOB CATEGORIES	ANNUAL SALARY (in thousands 000)	RACE/ETHNICITY														Total Col A-N
		HISPANIC OR LATINO		NON-HISPANIC OR LATINO							FEMALE					
				MALE												
		Male	Female	White	Black or African American	Asian	Native Hawaiian or Other Pacific Islander	American Indian or Alaska Native	Two or More Races	White	Black or African American	Asian	Native Hawaiian or Other Pacific Islander	American Indian or Alaska Native	Two or More Races	
A	B	C	D	E	F	G	H	I	J	K	L	M	N			
OFFICIALS ADMINISTRATORS	1. \$0.1-15.999	0	0	0	0	0	0	0	0	0	0	0	0	0	0	0
	2. 16.0-19.999	0	0	0	0	0	0	0	0	0	0	0	0	0	0	0
	3. 20.0-24.999	0	0	0	0	0	0	0	0	0	0	0	0	0	0	0
	4. 25.0-32.999	0	0	0	0	0	0	0	0	0	0	0	0	0	0	0
	5. 33.0-42.999	0	0	0	0	0	0	0	0	0	0	0	0	0	0	0
	6. 43.0-54.999	0	0	0	0	0	0	0	0	0	0	0	0	0	0	0
	7. 55.0-69.999	0	0	0	0	0	0	0	0	0	0	0	0	0	0	0
	8. 70.0 PLUS	1	3	8	1	0	0	0	0	2	0	1	0	0	0	16
PROFESSIONALS	9. \$0.1-15.999	0	0	0	0	0	0	0	0	0	0	0	0	0	0	0
	10. 16.0-19.999	0	0	0	0	0	0	0	0	0	0	0	0	0	0	0
	11. 20.0-24.999	0	0	0	0	0	0	0	0	0	0	0	0	0	0	0
	12. 25.0-32.999	0	0	0	0	0	0	0	0	0	0	0	0	0	0	0
	13. 33.0-42.999	0	0	0	0	0	0	0	0	0	0	0	0	0	0	0
	14. 43.0-54.999	0	0	0	0	0	0	0	0	0	0	0	0	0	0	0
	15. 55.0-69.999	0	0	0	1	2	0	0	0	0	0	0	0	0	0	3
16. 70.0 PLUS	2	2	8	5	6	0	0	0	7	2	0	0	0	0	32	
TECHNICIANS	17. \$0.1-15.999	0	0	0	0	0	0	0	0	0	0	0	0	0	0	0
	18. 16.0-19.999	0	0	0	0	0	0	0	0	0	0	0	0	0	0	0
	19. 20.0-24.999	0	0	0	0	0	0	0	0	0	0	0	0	0	0	0
	20. 25.0-32.999	0	0	0	0	0	0	0	0	0	0	0	0	0	0	0
	21. 33.0-42.999	0	0	0	0	0	0	0	0	0	0	0	0	0	0	0
	22. 43.0-54.999	0	0	0	0	0	0	0	0	0	0	0	0	0	0	0
	23. 55.0-69.999	0	0	0	1	0	0	0	0	1	1	1	0	0	0	4
	24. 70.0 PLUS	0	0	0	0	0	0	0	0	1	0	0	0	0	0	1
PROTECTIVE SERVICE	25. \$0.1-15.999	0	0	0	0	0	0	0	0	0	0	0	0	0	0	0
	26. 16.0-19.999	0	0	0	0	0	0	0	0	0	0	0	0	0	0	0
	27. 20.0-24.999	0	0	0	0	0	0	0	0	0	0	0	0	0	0	0
	28. 25.0-32.999	0	0	0	0	0	0	0	0	0	0	0	0	0	0	0
	29. 33.0-42.999	0	0	0	0	0	0	0	0	0	0	0	0	0	0	0
	30. 43.0-54.999	0	0	0	0	0	0	0	0	0	0	0	0	0	0	0
	31. 55.0-69.999	0	0	0	0	0	0	0	0	0	0	0	0	0	0	0
	32. 70.0 PLUS	0	0	0	0	0	0	0	0	0	0	0	0	0	0	0

PARA-PROFESSIONALS	33. \$0.1-15.999	0	0	0	0	0	0	0	0	0	0	0	0	0	0	0
	34. 16.0-19.999	0	0	0	0	0	0	0	0	0	0	0	0	0	0	0
	35. 20.0-24.999	0	0	0	0	0	0	0	0	0	0	0	0	0	0	0
	36. 25.0-32.999	0	0	0	0	0	0	0	0	0	0	0	0	0	0	0
	37. 33.0-42.999	0	0	0	0	0	0	0	0	0	0	0	0	0	0	0
	38. 43.0-54.999	0	0	0	0	0	0	0	0	0	0	0	0	0	0	0
	39. 55.0-69.999	0	0	0	0	0	0	0	0	0	0	0	0	0	0	0
	40. 70.0 PLUS	0	0	0	0	0	0	0	0	0	0	0	0	0	0	0
ADMINISTRATIVE SUPPORT	41. \$0.1-15.999	0	0	0	0	0	0	0	0	0	0	0	0	0	0	0
	42. 16.0-19.999	0	0	0	0	0	0	0	0	0	0	0	0	0	0	0
	43. 20.0-24.999	0	0	0	0	0	0	0	0	0	0	0	0	0	0	0
	44. 25.0-32.999	0	0	0	0	0	0	0	0	0	0	0	0	0	0	0
	45. 33.0-42.999	0	0	0	0	0	0	0	0	0	0	0	0	0	0	0
	46. 43.0-54.999	0	0	0	0	0	0	0	0	0	0	0	0	0	0	0
	47. 55.0-69.999	0	0	0	0	0	0	0	0	0	0	0	0	0	0	0
	48. 70.0 PLUS	0	0	0	0	0	0	0	0	0	0	0	0	0	0	0

Control Number :

Function Number(s) : 10

**D. EMPLOYMENT DATA AS OF JUNE 30**

(Do not include elected/appointed officials. Blanks will be counted as zero)

**1. FULL-TIME EMPLOYEES (Temporary employees are not included)**

JOB CATEGORIES	ANNUAL SALARY (In thousands 000)	RACE/ETHNICITY														Total Col A-N
		HISPANIC OR LATINO		NON-HISPANIC OR LATINO							FEMALE					
				MALE												
		Male	Female	White	Black or African American	Asian	Native Hawaiian or Other Pacific Islander	American Indian or Alaska Native	Two or More Races	White	Black or African American	Asian	Native Hawaiian or Other Pacific Islander	American Indian or Alaska Native	Two or More Races	
A	B	C	D	E	F	G	H	I	J	K	L	M	N			
SKILLED CRAFT	49. \$0.1-15.999	0	0	0	0	0	0	0	0	0	0	0	0	0	0	
	50. 16.0-19.999	0	0	0	0	0	0	0	0	0	0	0	0	0	0	
	51. 20.0-24.999	0	0	0	0	0	0	0	0	0	0	0	0	0	0	
	52. 25.0-32.999	0	0	0	0	0	0	0	0	0	0	0	0	0	0	
	53. 33.0-42.999	0	0	0	0	0	0	0	0	0	0	0	0	0	0	
	54. 43.0-54.999	0	0	0	0	0	0	0	0	0	0	0	0	0	0	
	55. 55.0-69.999	0	0	0	0	0	0	0	0	0	0	0	0	0	0	
	56. 70.0 PLUS	0	0	0	0	0	0	0	0	0	0	0	0	0	0	
SERVICE MAINTENANCE	57. \$0.1-15.999	0	0	0	0	0	0	0	0	0	0	0	0	0	0	
	58. 16.0-19.999	0	0	0	0	0	0	0	0	0	0	0	0	0	0	
	59. 20.0-24.999	0	0	0	0	0	0	0	0	0	0	0	0	0	0	
	60. 25.0-32.999	0	0	0	0	0	0	0	0	0	0	0	0	0	0	
	61. 33.0-42.999	0	0	0	0	0	0	0	0	0	0	0	0	0	0	
	62. 43.0-54.999	0	0	0	0	0	0	0	0	0	0	0	0	0	0	
	63. 55.0-69.999	0	0	0	0	0	0	0	0	0	0	0	0	0	0	
	64. 70.0 PLUS	0	0	0	0	0	0	0	0	0	0	0	0	0	0	
65. TOTAL FULL-TIME (LINES 1-64)	3	5	16	8	8	0	0	0	11	3	2	0	0	0	36	

**2. OTHER THAN FULL-TIME EMPLOYEES (Including temporary employees)**

66. OFFICIALS/ADMIN	0	0	0	0	0	0	0	0	0	0	0	0	0	0	0
67. PROFESSIONALS	0	1	0	0	0	0	0	0	0	0	1	0	0	0	2
68. TECHNICIANS	0	0	0	0	0	0	0	0	0	0	0	0	0	0	0
69. PROTECTIVE SERVICE	0	0	0	0	0	0	0	0	0	0	0	0	0	0	0
70. PARA-PROFESSIONAL	0	0	1	0	0	0	0	0	1	0	0	0	0	0	2
71. ADMIN.SUPPORT	0	0	0	0	0	0	0	0	0	0	0	0	0	0	0
72. SKILLED CRAFT	0	0	0	0	0	0	0	0	0	0	0	0	0	0	0
73. SERVICE/MAINTENANCE	0	0	0	0	0	0	0	0	0	0	0	0	0	0	0

74. TOTAL OTHER THAN FULL TIME(LINES 66 - 73)	0	1	1	0	0	0	0	0	1	0	1	0	0	0	4
<b>3. NEW HIRES DURING FISCAL YEAR - Permanent full time only JULY 1 - JUNE 30</b>															

75. OFFICIALS/ADMIN	0	0	0	0	0	0	0	0	0	0	0	0	0	0	0	3
76. PROFESSIONALS	0	0	1	0	1	0	0	0	1	0	0	0	0	0	0	0
77. TECHNICIANS	0	0	0	0	0	0	0	0	0	0	0	0	0	0	0	0
78. PROTECTIVE SERVICE	0	0	0	0	0	0	0	0	0	0	0	0	0	0	0	0
79. PARA-PROFESSIONAL	0	0	0	0	0	0	0	0	0	0	0	0	0	0	0	0
80. ADMIN SUPPORT	0	0	0	0	0	0	0	0	0	0	0	0	0	0	0	0
81. SKILLED CRAFT	0	0	0	0	0	0	0	0	0	0	0	0	0	0	0	0
82. SERVICE/MAINTENANCE	0	0	0	0	0	0	0	0	0	0	0	0	0	0	0	0
83. TOTAL NEW HIRES (LINES 75 - 82)	0	0	1	0	1	0	0	0	1	0	0	0	0	0	0	3

Control Number :

Function Number(s) : 10

REMARKS (List National Crime Information Center (NCIC) number assigned to any Criminal Justice Agencies whose data are included in this report)

\*\*\*LIST AGENCIES INCLUDED ON THIS FORM\*\*\*

CERTIFICATION. I certify that the information given in this report is correct and true to the best of my knowledge and was reported in accordance with accompanying instructions. (Willfully false statements on this report are punishable by law, US Code, Title 18, Section 1001.)

NAME OF PERSON TO CONTACT REGARDING THIS FORM		TITLE:
Yolanda Lewis		
ADDRESS (Number and Street, City, State, Zip Code)		TELEPHONE NUMBER extension: FAX NUMBER
DATE 2-5-18	TYPED NAME/TITLE OF AUTHORIZED OFFICIAL	SIGNATURE
E-MAIL	Artisha McCullough - EEO officer	Artisha McCullough

**EQUAL EMPLOYMENT OPPORTUNITY COMMISSION  
STATE AND LOCAL GOVERNMENT INFORMATION (EEO-4)**

APPROVED BY  
OMB  
3046-0008

EXPIRES  
5/31/2018

EXCLUDE SCHOOL SYSTEMS AND EDUCATIONAL INSTITUTIONS  
(Read attached instructions prior to completing this form)

DO NOT ALTER INFORMATION PRINTED IN THIS BOX

MAIL COMPLETED  
FORM TO:

EEO-4 Reporting Center  
PO Box 8127  
Reston, VA 20195

**A. TYPE OF GOVERNMENT (Check one box only)**

1. State                      2. Country                      3. City                      4. Township                      5. Special District
6. Other (Specify) \_\_\_\_\_

**B. IDENTIFICATION**

NAME OF POLITICAL JURISDICTION (If same as label, skip to Item C)

City of Oakland

Control Number :

2. Address-- Number and Street

CITY/TOWN

COUNTY

STATE/ZIP

EEOC USE  
ONLY  
A

1 Frank Ogawa Plaza

Oakland

Alameda

CA 94612

B

**C. FUNCTION**

(Check one box to indicate the function(s) for which this form is being submitted. Data should be reported for all departments and agencies in your government covered by the function(s) indicated. If you cannot supply the data for every agency within the function(s) attach a list showing name and address of agencies whose data are not included.)

<input type="checkbox"/>	1. FINANCIAL ADMINISTRATION. Tax billing and collection, budgeting, purchasing, central accounting and similar financial administration carried on by a treasurer's, auditor's or comptroller's office and GENERAL CONTROL. Duties usually performed by boards of supervisors or commissioners, central administration offices and agencies, central personnel or planning agencies, all judicial offices and employees (judges, magistrates, bailiffs, etc.)	<input type="checkbox"/>	8. HEALTH. Provision of public health services, out-patient clinics, visiting nurses, food and sanitary inspections, mental health, alcohol rehabilitation service, etc.
<input type="checkbox"/>	2. STREETS AND HIGHWAYS. Maintenance, repair, construction and administration of streets, alleys, sidewalks, roads, highways and bridges.	<input type="checkbox"/>	9. HOUSING. Code enforcement, low rent public housing, fair housing ordinance enforcement, housing for elderly, housing rehabilitation, rent control.
<input checked="" type="checkbox"/>	3. PUBLIC WELFARE. Maintenance of homes and other institutions for the needy; administration of public assistance. (Hospitals and sanatoriums should be reported as item 7.)	<input type="checkbox"/>	10. COMMUNITY DEVELOPMENT. Planning, zoning, land development, open space, beautification, preservation.
<input type="checkbox"/>	4. POLICE PROTECTION. Duties of a police department sheriff's, constable's, coroner's office, etc., including technical and clerical employees engaged in police activities.	<input type="checkbox"/>	11. CORRECTIONS. Jails, reformatories, detention homes, half-way houses, prisons, parole and probation activities
<input type="checkbox"/>	5. FIRE PROTECTION. Duties of the uniformed fire force and clerical employees. (Report any forest fire protection activities as item 6.)	<input type="checkbox"/>	12. UTILITIES AND TRANSPORTATION. Includes water supply, electric power, transit, gas, airports, water transportation and terminals.
<input type="checkbox"/>	6. NATURAL RESOURCES. Agriculture, forestry, forest fire protection, irrigation drainage, flood control, etc., and PARKS AND RECREATION. Provision, maintenance and operation of parks, playgrounds, swimming pools, auditoriums, museums, marinas, zoos, etc.	<input type="checkbox"/>	13. SANITATION AND SEWAGE. Street cleaning, garbage and refuse collection and disposal. Provision, maintenance and operation of sanitary and storm sewer systems and sewage disposal plants.
<input type="checkbox"/>	7. HOSPITALS AND SANATORIUMS. Operation and maintenance of institutions for inpatient medical care.	<input type="checkbox"/>	14. EMPLOYMENT SECURITY STATE GOVERNMENTS ONLY
<input type="checkbox"/>		<input type="checkbox"/>	15. OTHER (Specify on Page Four)



Control Number :

Function Number(s) : 2

**D. EMPLOYMENT DATA AS OF JUNE 30**

(Do not include elected/appointed officials. Blanks will be counted as zero)

**1. FULL-TIME EMPLOYEES (Temporary employees are not included)**

JOB CATEGORIES	ANNUAL SALARY (In thousands 000)	RACE/ETHNICITY														Total Col A-N
		HISPANIC OR LATINO		NON-HISPANIC OR LATINO							FEMALE					
				MALE												
		Male	Female	White	Black or African American	Asian	Native Hawaiian or Other Pacific Islander	American Indian or Alaska Native	Two or More Races	White	Black or African American	Asian	Native Hawaiian or Other Pacific Islander	American Indian or Alaska Native	Two or More Races	
A	B	C	D	E	F	G	H	I	J	K	L	M	N			
OFFICIALS ADMINISTRATORS	1. \$0.1-15.999	0	0	0	0	0	0	0	0	0	0	0	0	0	0	
	2. 16.0-19.999	0	0	0	0	0	0	0	0	0	0	0	0	0	0	
	3. 20.0-24.999	0	0	0	0	0	0	0	0	0	0	0	0	0	0	
	4. 25.0-32.999	0	0	0	0	0	0	0	0	0	0	0	0	0	0	
	5. 33.0-42.999	0	0	0	0	0	0	0	0	0	0	0	0	0	0	
	6. 43.0-54.999	0	0	0	0	0	0	0	0	0	0	0	0	0	0	
	7. 55.0-69.999	0	0	0	0	0	0	0	0	0	0	0	0	0	0	
	8. 70.0 PLUS	4	0	6	20	5	0	1	0	2	1	1	0	0	0	40
PROFESSIONALS	9. \$0.1-15.999	0	0	0	0	0	0	0	0	0	0	0	0	0	0	
	10. 16.0-19.999	0	0	0	0	0	0	0	0	0	0	0	0	0	0	
	11. 20.0-24.999	0	0	0	0	0	0	0	0	0	0	0	0	0	0	
	12. 25.0-32.999	0	0	0	0	0	0	0	0	0	0	0	0	0	0	
	13. 33.0-42.999	0	0	0	0	0	0	0	0	0	0	0	0	0	0	
	14. 43.0-54.999	0	0	0	0	0	0	0	0	0	0	0	0	0	0	
	15. 55.0-69.999	0	0	0	0	0	0	0	0	0	0	0	0	0	0	
16. 70.0 PLUS	6	0	6	1	24	1	0	0	1	0	9	0	0	0	48	
TECHNICIANS	17. \$0.1-15.999	0	0	0	0	0	0	0	0	0	0	0	0	0	0	
	18. 16.0-19.999	0	0	0	0	0	0	0	0	0	0	0	0	0	0	
	19. 20.0-24.999	0	0	0	0	0	0	0	0	0	0	0	0	0	0	
	20. 25.0-32.999	0	0	0	0	0	0	0	0	0	0	0	0	0	0	
	21. 33.0-42.999	0	0	0	0	0	0	0	0	0	0	0	0	0	0	
	22. 43.0-54.999	0	0	0	0	0	0	0	0	0	0	0	0	0	0	
	23. 55.0-69.999	0	0	0	0	0	1	0	0	0	0	1	0	0	0	2
24. 70.0 PLUS	0	0	1	3	0	0	0	0	0	0	0	0	0	0	4	
PROTECTIVE SERVICE	25. \$0.1-15.999	0	0	0	0	0	0	0	0	0	0	0	0	0	0	
	26. 16.0-19.999	0	0	0	0	0	0	0	0	0	0	0	0	0	0	
	27. 20.0-24.999	0	0	0	0	0	0	0	0	0	0	0	0	0	0	
	28. 25.0-32.999	0	0	0	0	0	0	0	0	0	0	0	0	0	0	
	29. 33.0-42.999	0	0	0	0	0	0	0	0	0	0	0	0	0	0	
	30. 43.0-54.999	0	0	0	0	0	0	0	0	0	0	0	0	0	0	
	31. 55.0-69.999	0	0	0	0	0	0	0	0	0	0	0	0	0	0	
32. 70.0 PLUS	0	0	0	0	0	0	0	0	0	0	0	0	0	0		

PARA-PROFESSIONALS	33. \$0.1-15.999	0	0	0	0	0	0	0	0	0	0	0	0	0	0	0
	34. 16.0-19.999	0	0	0	0	0	0	0	0	0	0	0	0	0	0	0
	35. 20.0-24.999	0	0	0	0	0	0	0	0	0	0	0	0	0	0	0
	36. 25.0-32.999	0	0	0	0	0	0	0	0	0	0	0	0	0	0	0
	37. 33.0-42.999	0	0	0	0	0	0	0	0	0	0	0	0	0	0	0
	38. 43.0-54.999	0	0	0	0	0	0	0	0	0	0	0	0	0	0	0
	39. 55.0-69.999	0	0	0	0	0	0	0	0	0	0	0	0	0	0	0
	40. 70.0 PLUS	0	0	0	0	0	0	0	0	0	0	0	0	0	0	0
ADMINISTRATIVE SUPPORT	41. \$0.1-15.999	0	0	0	0	0	0	0	0	0	0	0	0	0	0	0
	42. 16.0-19.999	0	0	0	0	0	0	0	0	0	0	0	0	0	0	0
	43. 20.0-24.999	0	0	0	0	0	0	0	0	0	0	0	0	0	0	0
	44. 25.0-32.999	0	0	0	0	0	0	0	0	0	0	0	0	0	0	0
	45. 33.0-42.999	0	0	0	0	0	0	0	0	0	0	0	0	0	0	0
	46. 43.0-54.999	0	0	0	0	0	0	0	0	0	0	0	0	0	0	0
	47. 55.0-69.999	0	0	0	0	0	0	0	0	0	0	0	0	0	0	0
	48. 70.0 PLUS	0	0	0	0	0	0	0	0	0	0	0	0	0	0	0

Control Number :

Function Number(s) : 2

**D. EMPLOYMENT DATA AS OF JUNE 30**

(Do not include elected/appointed officials. Blanks will be counted as zero)

**1. FULL-TIME EMPLOYEES (Temporary employees are not included)**

JOB CATEGORIES	ANNUAL SALARY (In thousands 000)	RACE/ETHNICITY														Total Col A-N	
		HISPANIC OR LATINO		NON-HISPANIC OR LATINO							FEMALE						
		Male	Female	MALE							White	Black or African American	Asian	Native Hawaiian or Other Pacific Islander	American Indian or Alaska Native		Two or More Races
				White	Black or African American	Asian	Native Hawaiian or Other Pacific Islander	American Indian or Alaska Native	Two or More Races								
A	B	C	D	E	F	G	H	I	J	K	L	M	N				
SKILLED CRAFT	49. \$0.1-15.999	0	0	0	0	0	0	0	0	0	0	0	0	0	0	0	
	50. 16.0-19.999	0	0	0	0	0	0	0	0	0	0	0	0	0	0	0	
	51. 20.0-24.999	0	0	0	0	0	0	0	0	0	0	0	0	0	0	0	
	52. 25.0-32.999	0	0	0	0	0	0	0	0	0	0	0	0	0	0	0	
	53. 33.0-42.999	0	0	0	0	0	0	0	0	0	0	0	0	0	0	0	
	54. 43.0-54.999	0	0	0	0	0	0	0	0	0	0	0	0	0	0	0	
	55. 55.0-69.999	0	0	0	0	0	0	0	0	0	0	0	0	0	0	0	
56. 70.0 PLUS	3	0	0	2	0	0	0	0	0	0	0	0	0	0	5		
SERVICE MAINTENANCE	57. \$0.1-15.999	0	0	0	0	0	0	0	0	0	0	0	0	0	0	0	
	58. 16.0-19.999	0	0	0	0	0	0	0	0	0	0	0	0	0	0	0	
	59. 20.0-24.999	0	0	0	0	0	0	0	0	0	0	0	0	0	0	0	
	60. 25.0-32.999	0	0	0	0	0	0	0	0	0	0	0	0	0	0	0	
	61. 33.0-42.999	0	0	0	0	0	0	0	0	0	0	0	0	0	0	0	
	62. 43.0-54.999	9	0	2	17	0	0	0	0	0	1	0	0	0	0	29	
	63. 55.0-69.999	8	0	4	26	1	2	0	0	0	5	0	0	0	0	46	
64. 70.0 PLUS	3	0	1	19	1	0	0	0	0	0	0	0	0	0	24		
65. TOTAL FULL-TIME (LINES 1-64)		33	0	20	88	31	4	1	0	3	7	11	0	0	198		

**2. OTHER THAN FULL-TIME EMPLOYEES (Including temporary employees)**

66. OFFICIALS/ADMIN	0	0	0	0	0	0	0	0	0	0	0	0	0	0	0	0
67. PROFESSIONALS	0	0	0	0	0	0	0	0	0	0	0	0	0	0	0	0
68. TECHNICIANS	0	0	0	0	0	0	0	0	0	0	0	0	0	0	0	0
69. PROTECTIVE SERVICE	0	0	0	0	0	0	0	0	0	0	0	0	0	0	0	0
70. PARA-PROFESSIONAL	1	0	0	1	5	0	0	0	0	1	2	0	0	0	10	0
71. ADMIN.SUPPORT	0	0	0	0	0	0	0	0	0	0	0	0	0	0	0	0
72. SKILLED CRAFT	0	0	0	0	0	0	0	0	0	0	0	0	0	0	0	0
73. SERVICE/MAINTENANCE	0	0	0	0	0	0	0	0	0	0	0	0	0	0	0	0

74. TOTAL OTHER THAN FULL TIME (LINES 66 - 73)	1	0	0	1	5	0	0	0	0	1	2	0	0	0	10
--	---	---	---	---	---	---	---	---	---	---	---	---	---	---	----

**3. NEW HIRES DURING FISCAL YEAR - Permanent full time only JULY 1 - JUNE 30**

75. OFFICIALS/ADMIN	0	0	0	1	0	0	0	0	0	0	0	0	0	0	1
76. PROFESSIONALS	1	0	2	0	2	1	0	0	0	0	2	0	0	0	8
77. TECHNICIANS	0	0	0	0	0	1	0	0	0	0	1	0	0	0	2
78. PROTECTIVE SERVICE	0	0	0	0	0	0	0	0	0	0	0	0	0	0	0
79. PARA-PROFESSIONAL	0	0	0	0	0	0	0	0	0	0	0	0	0	0	0
80. ADMIN.SUPPORT	0	0	0	0	0	0	0	0	0	0	0	0	0	0	0
81. SKILLED CRAFT	0	0	0	0	0	0	0	0	0	0	0	0	0	0	0
82. SERVICE/MAINTENANCE	2	0	0	3	0	0	0	0	0	0	0	0	0	0	5
83. TOTAL NEW HIRES (LINES 75 - 82)	3	0	2	4	2	2	0	0	0	0	3	0	0	0	16


Control Number :

Function Number(s) : 2

REMARKS (List National Crime Information Center (NCIC) number assigned to any Criminal Justice Agencies whose data are included in this report)

\*\*\*LIST AGENCIES INCLUDED ON THIS FORM\*\*\*

CERTIFICATION. I certify that the information given in this report is correct and true to the best of my knowledge and was reported in accordance with accompanying instructions. (Willfully false statements on this report are punishable by law, US Code, Title 18, Section 1001.)

NAME OF PERSON TO CONTACT REGARDING THIS FORM		TITLE:
Yolanda Lewis		
ADDRESS (Number and Street, City, State, Zip Code)		TELEPHONE NUMBER extension: FAX NUMBER
DATE 2-5-18	TYPED NAME/TITLE OF AUTHORIZED OFFICIAL	SIGNATURE
E-MAIL	Artisha McCullough - EEO officer	

**EQUAL EMPLOYMENT OPPORTUNITY COMMISSION  
STATE AND LOCAL GOVERNMENT INFORMATION (EEO-4)**

APPROVED BY  
OMB  
3046-0008

EXPIRES  
5/31/2018

EXCLUDE SCHOOL SYSTEMS AND EDUCATIONAL INSTITUTIONS  
(Read attached instructions prior to completing this form)

DO NOT ALTER INFORMATION PRINTED IN THIS BOX

MAIL COMPLETED  
FORM TO:

EEO-4 Reporting Center  
PO Box 8127  
Reston, VA 20195

**A. TYPE OF GOVERNMENT (Check one box only)**

1. State                      2. Country                      3. City                      4. Township                      5. Special District
6. Other (Specify) \_\_\_\_\_

**B. IDENTIFICATION**

NAME OF POLITICAL JURISDICTION (If same as label, skip to Item C)

City of Oakland

Control Number :

2. Address-- Number and Street

CITY/TOWN

COUNTY

STATE/ZIP

EEOC USE  
ONLY  
A

1 Frank Ogawa Plaza

Oakland

Alameda

CA 94612

B

**C. FUNCTION**

(Check one box to indicate the function(s) for which this form is being submitted. Data should be reported for all departments and agencies in your government covered by the function(s) indicated. If you cannot supply the data for every agency within the function(s) attach a list showing name and address of agencies whose data are not included.)

<input checked="" type="checkbox"/>	1. FINANCIAL ADMINISTRATION. Tax billing and collection, budgeting, purchasing, central accounting and similar financial administration carried on by a treasurer's, auditor's or comptroller's office and GENERAL CONTROL. Duties usually performed by boards of supervisors or commissioners, central administration offices and agencies, central personnel or planning agencies, all judicial offices and employees (judges, magistrates, bailiffs, etc.)	<input type="checkbox"/>	8. HEALTH. Provision of public health services, out-patient clinics, visiting nurses, food and sanitary inspections, mental health, alcohol rehabilitation service, etc.
<input type="checkbox"/>	2. STREETS AND HIGHWAYS. Maintenance, repair, construction and administration of streets, alleys, sidewalks, roads, highways and bridges.	<input type="checkbox"/>	9. HOUSING. Code enforcement, low rent public housing, fair housing ordinance enforcement, housing for elderly, housing rehabilitation, rent control.
<input type="checkbox"/>	3. PUBLIC WELFARE. Maintenance of homes and other institutions for the needy; administration of public assistance. (Hospitals and sanatoriums should be reported as item 7.)	<input type="checkbox"/>	10. COMMUNITY DEVELOPMENT. Planning, zoning, land development, open space, beautification, preservation.
<input type="checkbox"/>	4. POLICE PROTECTION. Duties of a police department sheriff's, constable's, coroner's office, etc., including technical and clerical employees engaged in police activities.	<input type="checkbox"/>	11. CORRECTIONS. Jails, reformatories, detention homes, half-way houses, prisons, parole and probation activities
<input type="checkbox"/>	5. FIRE PROTECTION. Duties of the uniformed fire force and clerical employees. (Report any forest fire protection activities as item 6.)	<input type="checkbox"/>	12. UTILITIES AND TRANSPORTATION. Includes water supply, electric power, transit, gas, airports, water transportation and terminals.
<input type="checkbox"/>	6. NATURAL RESOURCES. Agriculture, forestry, forest fire protection, irrigation drainage, flood control, etc., and PARKS AND RECREATION. Provision, maintenance and operation of parks, playgrounds, swimming pools, auditoriums, museums, marinas, zoos, etc.	<input type="checkbox"/>	13. SANITATION AND SEWAGE. Street cleaning, garbage and refuse collection and disposal. Provision, maintenance and operation of sanitary and storm sewer systems and sewage disposal plants.
<input type="checkbox"/>	7. HOSPITALS AND SANATORIUMS. Operation and maintenance of institutions for inpatient medical care.	<input type="checkbox"/>	14. EMPLOYMENT SECURITY STATE GOVERNMENTS ONLY
<input type="checkbox"/>		<input type="checkbox"/>	15. OTHER (Specify on Page Four)

Control Number :

Function Number(s) : 1

**D. EMPLOYMENT DATA AS OF JUNE 30**

(Do not include elected/appointed officials. Blanks will be counted as zero)

**1. FULL-TIME EMPLOYEES (Temporary employees are not included)**

JOB CATEGORIES	ANNUAL SALARY (in thousands 000)	RACE/ETHNICITY														Total Col A-N
		HISPANIC OR LATINO		NON-HISPANIC OR LATINO							FEMALE					
				MALE												
		Male	Female	White	Black or African American	Asian	Native Hawaiian or Other Pacific Islander	American Indian or Alaska Native	Two or More Races	White	Black or African American	Asian	Native Hawaiian or Other Pacific Islander	American Indian or Alaska Native	Two or More Races	
A	B	C	D	E	F	G	H	I	J	K	L	M	N			
OFFICIALS ADMINISTRATORS	1. \$0.1-15.999	0	0	0	0	0	0	0	0	0	0	0	0	0	0	0
	2. 16.0-19.999	0	0	0	0	0	0	0	0	0	0	0	0	0	0	0
	3. 20.0-24.999	0	0	0	0	0	0	0	0	0	0	0	0	0	0	0
	4. 25.0-32.999	0	0	0	0	0	0	0	0	0	0	0	0	0	0	0
	5. 33.0-42.999	0	0	0	0	0	0	0	0	0	0	0	0	0	0	0
	6. 43.0-54.999	0	0	0	0	0	0	0	0	0	0	0	0	0	0	0
	7. 55.0-69.999	0	0	0	0	0	0	0	0	0	0	0	0	0	0	0
	8. 70.0 PLUS	2	5	9	8	5	0	0	0	14	16	7	1	0	0	67
PROFESSIONALS	9. \$0.1-15.999	0	0	0	0	0	0	0	0	0	0	0	0	0	0	0
	10. 16.0-19.999	0	0	0	0	0	0	0	0	0	0	0	0	0	0	0
	11. 20.0-24.999	0	0	0	0	0	0	0	0	0	0	0	0	0	0	0
	12. 25.0-32.999	0	0	0	0	0	0	0	0	0	0	0	0	0	0	0
	13. 33.0-42.999	0	0	0	0	0	0	0	0	0	0	0	0	0	0	0
	14. 43.0-54.999	0	0	2	1	0	0	0	0	2	0	0	0	0	0	5
	15. 55.0-69.999	0	1	1	3	1	1	0	0	1	3	3	0	0	0	14
16. 70.0 PLUS	8	13	21	8	14	1	1	0	32	47	49	5	1	0	200	
TECHNICIANS	17. \$0.1-15.999	0	0	0	0	0	0	0	0	0	0	0	0	0	0	0
	18. 16.0-19.999	0	0	0	0	0	0	0	0	0	0	0	0	0	0	0
	19. 20.0-24.999	0	0	0	0	0	0	0	0	0	0	0	0	0	0	0
	20. 25.0-32.999	0	0	0	0	0	0	0	0	0	0	0	0	0	0	0
	21. 33.0-42.999	0	0	0	0	0	0	0	0	0	0	0	0	0	0	0
	22. 43.0-54.999	0	0	0	0	0	0	0	0	1	0	0	0	0	0	1
	23. 55.0-69.999	0	0	0	0	0	0	0	0	0	0	1	0	0	0	1
	24. 70.0 PLUS	1	0	0	2	1	0	0	0	2	4	1	0	0	0	11
PROTECTIVE SERVICE	25. \$0.1-15.999	0	0	0	0	0	0	0	0	0	0	0	0	0	0	0
	26. 16.0-19.999	0	0	0	0	0	0	0	0	0	0	0	0	0	0	0
	27. 20.0-24.999	0	0	0	0	0	0	0	0	0	0	0	0	0	0	0
	28. 25.0-32.999	0	0	0	0	0	0	0	0	0	0	0	0	0	0	0
	29. 33.0-42.999	0	0	0	0	0	0	0	0	0	0	0	0	0	0	0
	30. 43.0-54.999	0	0	0	0	1	0	0	0	0	0	0	0	0	0	1
	31. 55.0-69.999	1	3	1	7	0	0	0	0	1	9	1	0	0	0	23
	32. 70.0 PLUS	0	0	0	0	0	0	0	0	0	0	0	0	0	0	0

PARA-PROF SSIONALS	33. \$0.1-15.999	0	0	0	0	0	0	0	0	0	0	0	0	0	0	0
	34. 16.0-19.999	0	0	0	0	0	0	0	0	0	0	0	0	0	0	0
	35. 20.0-24.999	0	0	0	0	0	0	0	0	0	0	0	0	0	0	0
	36. 25.0-32.999	0	0	0	0	0	0	0	0	0	0	0	0	0	0	0
	37. 33.0-42.999	0	0	0	0	0	0	0	0	0	0	0	0	0	0	0
	38. 43.0-54.999	0	0	0	0	0	0	0	0	1	0	0	0	0	0	3
	39. 55.0-69.999	0	1	1	0	0	0	0	0	0	3	0	0	0	0	5
40. 70.0 PLUS	0	1	0	1	0	0	0	0	0	0	0	0	0	0	0	
ADMINISTR ATIVE SUPPORT	41. \$0.1-15.999	0	0	0	0	0	0	0	0	0	0	0	0	0	0	0
	42. 16.0-19.999	0	0	0	0	0	0	0	0	0	0	0	0	0	0	0
	43. 20.0-24.999	0	0	0	0	0	0	0	0	0	0	0	0	0	0	0
	44. 25.0-32.999	0	0	0	0	0	0	0	0	0	0	0	0	0	0	4
	45. 33.0-42.999	1	1	0	1	0	0	0	0	0	1	0	0	0	0	51
	46. 43.0-54.999	0	7	2	2	1	0	0	0	9	21	9	0	0	0	126
	47. 55.0-69.999	2	24	4	4	8	0	0	0	8	56	19	0	0	0	39
	48. 70.0 PLUS	2	3	1	1	2	0	0	0	4	19	6	1	0	0	39

Control Number :

Function Number(s) : 1

**D. EMPLOYMENT DATA AS OF JUNE 30**

(Do not include elected/appointed officials. Blanks will be counted as zero)

**1. FULL-TIME EMPLOYEES (Temporary employees are not included)**

JOB CATEGORIES	ANNUAL SALARY (in thousands 000)	RACE/ETHNICITY														Total Col A-N
		HISPANIC OR LATINO		NON-HISPANIC OR LATINO								FEMALE				
				MALE												
		Male	Female	White	Black or African American	Asian	Native Hawaiian or Other Pacific Islander	American Indian or Alaska Native	Two or More Races	White	Black or African American	Asian	Native Hawaiian or Other Pacific Islander	American Indian or Alaska Native	Two or More Races	
A	B	C	D	E	F	G	H	I	J	K	L	M	N			
SKILLED CRAFT	49. \$0.1-15.999	0	0	0	0	0	0	0	0	0	0	0	0	0	0	
	50. 16.0-19.999	0	0	0	0	0	0	0	0	0	0	0	0	0	0	
	51. 20.0-24.999	0	0	0	0	0	0	0	0	0	0	0	0	0	0	
	52. 25.0-32.999	0	0	0	0	0	0	0	0	0	0	0	0	0	0	
	53. 33.0-42.999	0	0	0	0	0	0	0	0	0	0	0	0	0	0	
	54. 43.0-54.999	0	0	0	0	0	0	0	0	0	0	0	0	0	0	
	55. 55.0-69.999	0	0	0	0	0	0	0	0	0	0	0	0	0	0	
	56. 70.0 PLUS	0	0	0	0	0	0	0	0	0	0	0	0	0	0	
SERVICE MAINTENANCE	57. \$0.1-15.999	0	0	0	0	0	0	0	0	0	0	0	0	0	0	
	58. 16.0-19.999	0	0	0	0	0	0	0	0	0	0	0	0	0	0	
	59. 20.0-24.999	0	0	0	0	0	0	0	0	0	0	0	0	0	0	
	60. 25.0-32.999	0	0	0	0	0	0	0	0	0	0	0	0	0	0	
	61. 33.0-42.999	0	0	0	0	0	0	0	0	0	0	0	0	0	0	
	62. 43.0-54.999	0	0	0	3	0	0	0	0	0	0	0	0	0	3	
	63. 55.0-69.999	2	0	0	3	0	0	0	0	0	1	0	0	0	6	
	64. 70.0 PLUS	0	0	0	0	0	0	0	0	0	1	0	0	0	1	
65. TOTAL FULL-TIME (LINES 1-64)	19	59	42	44	33	2	1	0	74	182	95	8	1	1	561	

**2. OTHER THAN FULL-TIME EMPLOYEES (Including temporary employees)**

66. OFFICIALS/ADMIN	0	0	0	0	0	0	0	0	0	0	0	0	0	0	0
67. PROFESSIONALS	1	1	2	0	0	0	0	0	0	0	0	0	0	0	4
68. TECHNICIANS	0	0	0	0	0	0	0	0	0	0	0	1	0	0	1
69. PROTECTIVE SERVICE	5	4	2	10	2	0	0	0	1	12	3	0	0	0	39
70. PARA-PROFESSIONAL	0	0	0	0	0	0	0	0	0	0	0	0	0	0	0
71. ADMIN SUPPORT	3	0	3	10	0	1	0	0	2	7	1	1	0	0	28
72. SKILLED CRAFT	0	0	0	0	0	0	0	0	0	0	0	0	0	0	0
73. SERVICE/MAINTENANCE	0	0	0	0	0	0	0	0	0	0	0	0	0	0	0

74. TOTAL OTHER THAN FULL TIME(LINES 66 - 73)	9	5	7	20	2	1	0	0	3	19	4	2	0	0	72
---	---	---	---	----	---	---	---	---	---	----	---	---	---	---	----

**3. NEW HIRES DURING FISCAL YEAR - Permanent full time only JULY 1 - JUNE 30**

75. OFFICIALS/ADMIN	0	0	2	0	0	0	0	0	0	1	0	0	0	0	3
76. PROFESSIONALS	1	2	3	1	2	0	0	0	5	3	4	0	0	0	21
77. TECHNICIANS	0	0	0	0	0	0	0	0	0	0	0	0	0	0	0
78. PROTECTIVE SERVICE	0	0	0	0	0	0	0	0	0	0	0	0	0	0	0
79. PARA-PROFESSIONAL	0	1	0	0	0	0	0	0	6	7	0	0	0	1	19
80. ADMIN.SUPPORT	0	3	0	2	0	0	0	0	0	0	0	0	0	0	0
81. SKILLED CRAFT	0	0	0	0	0	0	0	0	0	0	0	0	0	0	0
82. SERVICE/MAINTENANCE	0	0	0	0	0	0	0	0	0	0	0	0	0	0	0
83. TOTAL NEW HIRES (LINES 75 - 82)	1	6	5	3	2	0	0	0	11	12	4	0	0	1	45



Control Number :

Function Number(s) : 1

REMARKS (List National Crime Information Center (NCIC) number assigned to any Criminal Justice Agencies whose data are included in this report)

\*\*\*LIST AGENCIES INCLUDED ON THIS FORM\*\*\*

CERTIFICATION. I certify that the information given in this report is correct and true to the best of my knowledge and was reported in accordance with accompanying instructions. (Willfully false statements on this report are punishable by law, US Code, Title 18, Section 1001.)

NAME OF PERSON TO CONTACT REGARDING THIS FORM

TITLE:

Yolanda Lewis

ADDRESS (Number and Street, City, State, Zip Code)

TELEPHONE NUMBER

extension:

FAX NUMBER

DATE 2-5-18

TYPED NAME/TITLE OF AUTHORIZED OFFICIAL

SIGNATURE

E-MAIL

Artisha McCullough - EEO officer

*Artisha McCullough*

**EQUAL EMPLOYMENT OPPORTUNITY COMMISSION  
STATE AND LOCAL GOVERNMENT INFORMATION (EEO-4)**

APPROVED BY  
OMB  
3046-0008

EXPIRES  
5/31/2018

EXCLUDE SCHOOL SYSTEMS AND EDUCATIONAL INSTITUTIONS  
(Read attached instructions prior to completing this form)

DO NOT ALTER INFORMATION PRINTED IN THIS BOX

MAIL COMPLETED  
FORM TO:

EEO-4 Reporting Center  
PO Box 8127  
Reston, VA 20195

**A. TYPE OF GOVERNMENT (Check one box only)**

1. State                      2. Country                      3. City                      4. Township                      5. Special District
6. Other (Specify) \_\_\_\_\_

**B. IDENTIFICATION**

NAME OF POLITICAL JURISDICTION (If same as label, skip to Item C)

City of Oakland

Control Number :

2. Address-- Number and Street

CITY/TOWN

COUNTY

STATE/ZIP

EEOC USE ONLY  
A

1 Frank Ogawa Plaza

Oakland

Alameda

CA 94612

B

**C. FUNCTION**

(Check one box to indicate the function(s) for which this form is being submitted. Data should be reported for all departments and agencies in your government covered by the function(s) indicated. If you cannot supply the data for every agency within the function(s) attach a list showing name and address of agencies whose data are not included.)

<input type="checkbox"/>	1. FINANCIAL ADMINISTRATION. Tax billing and collection, budgeting, purchasing, central accounting and similar financial administration carried on by a treasurer's, auditor's or comptroller's office and GENERAL CONTROL. Duties usually performed by boards of supervisors or commissioners, central administration offices and agencies, central personnel or planning agencies, all judicial offices and employees (judges, magistrates, bailiffs, etc.)	<input type="checkbox"/>	8. HEALTH. Provision of public health services, out-patient clinics, visiting nurses, food and sanitary inspections, mental health, alcohol rehabilitation service, etc.
<input type="checkbox"/>	2. STREETS AND HIGHWAYS. Maintenance, repair, construction and administration of streets, alleys, sidewalks, roads, highways and bridges.	<input type="checkbox"/>	9. HOUSING. Code enforcement, low rent public housing, fair housing ordinance enforcement, housing for elderly, housing rehabilitation, rent control.
<input type="checkbox"/>	3. PUBLIC WELFARE. Maintenance of homes and other institutions for the needy; administration of public assistance. (Hospitals and sanatoriums should be reported as item 7.)	<input type="checkbox"/>	10. COMMUNITY DEVELOPMENT. Planning, zoning, land development, open space, beautification, preservation.
<input type="checkbox"/>	4. POLICE PROTECTION. Duties of a police department sheriff's, constable's, coroner's office, etc., including technical and clerical employees engaged in police activities.	<input type="checkbox"/>	11. CORRECTIONS. Jails, reformatories, detention homes, half-way houses, prisons, parole and probation activities
<input type="checkbox"/>	5. FIRE PROTECTION. Duties of the uniformed fire force and clerical employees. (Report any forest fire protection activities as item 6.)	<input type="checkbox"/>	12. UTILITIES AND TRANSPORTATION. Includes water supply, electric power, transit, gas, airports, water transportation and terminals.
<input type="checkbox"/>	6. NATURAL RESOURCES. Agriculture, forestry, forest fire protection, irrigation drainage, flood control, etc., and PARKS AND RECREATION. Provision, maintenance and operation of parks, playgrounds, swimming pools, auditoriums, museums, marinas, zoos, etc.	<input type="checkbox"/>	13. SANITATION AND SEWAGE. Street cleaning, garbage and refuse collection and disposal. Provision, maintenance and operation of sanitary and storm sewer systems and sewage disposal plants.
<input type="checkbox"/>	7. HOSPITALS AND SANATORIUMS. Operation and maintenance of institutions for inpatient medical care.	<input checked="" type="checkbox"/>	14. EMPLOYMENT SECURITY STATE GOVERNMENTS ONLY
<input type="checkbox"/>			15. OTHER (Specify on Page Four)

Control Number :

Function Number(s) : 15

**D. EMPLOYMENT DATA AS OF JUNE 30**

(Do not include elected/appointed officials. Blanks will be counted as zero)

**1. FULL-TIME EMPLOYEES (Temporary employees are not included)**

JOB CATEGORIES	ANNUAL SALARY (In thousands 000)	RACE/ETHNICITY														Total Col A-N
		HISPANIC OR LATINO		NON-HISPANIC OR LATINO							FEMALE					
		Male	Female	White	Black or African American	Asian	MALE			White	Black or African American	Asian	Native Hawaiian or Other Pacific Islander	American Indian or Alaska Native	Two or More Races	
							Native Hawaiian or Other Pacific Islander	American Indian or Alaska Native	Two or More Races							
A	B	C	D	E	F	G	H	I	J	K	L	M	N			
OFFICIALS ADMINISTRATORS	1. \$0.1-15.999	0	0	0	0	0	0	0	0	0	0	0	0	0	0	0
	2. 16.0-19.999	0	0	0	0	0	0	0	0	0	0	0	0	0	0	0
	3. 20.0-24.999	0	0	0	0	0	0	0	0	0	0	0	0	0	0	0
	4. 25.0-32.999	0	0	0	0	0	0	0	0	0	0	0	0	0	0	0
	5. 33.0-42.999	0	0	0	0	0	0	0	0	0	0	0	0	0	0	0
	6. 43.0-54.999	0	0	0	0	0	0	0	0	0	0	0	0	0	0	0
	7. 55.0-69.999	0	0	0	2	0	0	0	0	0	0	0	0	0	0	2
	8. 70.0 PLUS	6	1	14	11	5	0	0	0	10	7	4	0	0	0	58
PROFESSIONALS	9. \$0.1-15.999	0	0	0	0	0	0	0	0	0	0	0	0	0	0	0
	10. 16.0-19.999	0	0	0	0	0	0	0	0	0	0	0	0	0	0	0
	11. 20.0-24.999	0	0	0	0	0	0	0	0	0	0	0	0	0	0	0
	12. 25.0-32.999	0	0	0	0	0	0	0	0	0	0	0	0	0	0	0
	13. 33.0-42.999	0	0	0	0	0	0	0	0	0	0	0	0	0	0	0
	14. 43.0-54.999	0	0	0	0	0	0	0	0	0	0	0	0	0	0	0
	15. 55.0-69.999	0	1	0	4	1	0	0	0	5	1	1	1	0	0	14
16. 70.0 PLUS	8	4	31	16	23	2	0	0	49	25	23	1	0	0	182	
TECHNICIANS	17. \$0.1-15.999	0	0	0	0	0	0	0	0	0	0	0	0	0	0	0
	18. 16.0-19.999	0	0	0	0	0	0	0	0	0	0	0	0	0	0	0
	19. 20.0-24.999	0	0	0	0	0	0	0	0	0	0	0	0	0	0	0
	20. 25.0-32.999	0	0	0	0	0	0	0	0	0	0	0	0	0	0	0
	21. 33.0-42.999	0	0	0	0	0	0	0	0	0	0	0	0	0	0	0
	22. 43.0-54.999	0	0	0	0	1	1	0	0	1	0	0	0	0	0	3
	23. 55.0-69.999	2	0	2	0	1	1	0	0	1	1	1	0	0	0	9
	24. 70.0 PLUS	1	0	5	13	4	1	0	0	1	2	0	0	0	0	27
PROTECTIVE SERVICE	25. \$0.1-15.999	0	0	0	0	0	0	0	0	0	0	0	0	0	0	0
	26. 16.0-19.999	0	0	0	0	0	0	0	0	0	0	0	0	0	0	0
	27. 20.0-24.999	0	0	0	0	0	0	0	0	0	0	0	0	0	0	0
	28. 25.0-32.999	0	0	0	0	0	0	0	0	0	0	0	0	0	0	0
	29. 33.0-42.999	0	0	0	0	0	0	0	0	0	0	0	0	0	0	0
	30. 43.0-54.999	0	0	0	1	0	0	0	0	0	0	0	0	0	0	1
	31. 55.0-69.999	0	0	1	0	0	0	0	0	0	0	0	0	0	0	1
	32. 70.0 PLUS	0	0	0	0	0	0	0	0	0	0	0	0	0	0	0

PARA-PROF SSIONALS	33. \$0.1-15.999	0	0	0	0	0	0	0	0	0	0	0	0	0	0	0
	34. 16.0-19.999	0	0	0	0	0	0	0	0	0	0	0	0	0	0	0
	35. 20.0-24.999	0	0	0	0	0	0	0	0	0	0	0	0	0	0	0
	36. 25.0-32.999	0	0	0	0	0	0	0	0	0	0	0	0	0	0	1
	37. 33.0-42.999	0	0	0	0	0	0	0	0	0	0	1	0	0	0	2
	38. 43.0-54.999	0	0	0	0	0	0	0	0	1	1	0	0	0	0	25
	39. 55.0-69.999	0	5	1	0	4	0	0	0	6	4	5	0	0	0	12
	40. 70.0 PLUS	1	2	3	0	2	0	0	0	1	2	1	0	0	0	0
ADMINISTR ATIVE SUPPORT	41. \$0.1-15.999	0	0	0	0	0	0	0	0	0	0	0	0	0	0	0
	42. 16.0-19.999	0	0	0	0	0	0	0	0	0	0	0	0	0	0	0
	43. 20.0-24.999	0	0	0	0	0	0	0	0	0	0	0	0	0	0	0
	44. 25.0-32.999	0	0	0	0	0	0	0	0	0	0	0	0	0	0	0
	45. 33.0-42.999	0	2	1	0	0	0	0	0	1	0	1	0	0	0	5
	46. 43.0-54.999	0	1	0	0	0	0	0	0	0	0	0	0	0	0	1
	47. 55.0-69.999	2	0	0	2	0	0	0	0	0	1	0	0	0	0	5
	48. 70.0 PLUS	0	0	0	0	0	0	0	0	0	0	0	0	0	0	0

Control Number :

Function Number(s) : 15

**D. EMPLOYMENT DATA AS OF JUNE 30**

(Do not include elected/appointed officials. Blanks will be counted as zero)

**1. FULL-TIME EMPLOYEES (Temporary employees are not included)**

JOB CATEGORIES	ANNUAL SALARY (In thousands 000)	RACE/ETHNICITY														Total Col A-N	
		HISPANIC OR LATINO		MALE							NON-HISPANIC OR LATINO						FEMALE
		Male	Female	White	Black or African American	Asian	Native Hawaiian or Other Pacific Islander	American Indian or Alaska Native	Two or More Races	White	Black or African American	Asian	Native Hawaiian or Other Pacific Islander	American Indian or Alaska Native	Two or More Races		
SKILLED CR AFT	49. \$0.1-15.999	0	0	0	0	0	0	0	0	0	0	0	0	0	0	0	
	50. 16.0-19.999	0	0	0	0	0	0	0	0	0	0	0	0	0	0	0	
	51. 20.0-24.999	0	0	0	0	0	0	0	0	0	0	0	0	0	0	0	
	52. 25.0-32.999	0	0	0	0	0	0	0	0	0	0	0	0	0	0	0	
	53. 33.0-42.999	0	0	0	0	0	0	0	0	0	0	0	0	0	0	0	
	54. 43.0-54.999	3	0	0	2	0	0	0	0	0	0	0	0	0	0	5	
	55. 55.0-69.999	1	0	4	7	0	0	1	0	0	0	0	0	0	0	13	
	56. 70.0 PLUS	19	0	24	18	5	1	1	0	1	0	0	0	0	0	69	
SERVICE MAINTENA NCE	57. \$0.1-15.999	0	0	0	0	0	0	0	0	0	0	0	0	0	0	0	
	58. 16.0-19.999	0	0	0	0	0	0	0	0	0	0	0	0	0	0	0	
	59. 20.0-24.999	0	0	0	0	0	0	0	0	0	0	0	0	0	0	0	
	60. 25.0-32.999	0	0	0	0	0	0	0	0	0	0	0	0	0	0	0	
	61. 33.0-42.999	0	0	0	3	2	0	0	0	0	1	0	0	0	0	6	
	62. 43.0-54.999	9	2	0	17	3	0	0	0	2	6	2	0	0	0	41	
	63. 55.0-69.999	2	0	1	8	1	0	0	0	0	2	0	0	0	0	14	
	64. 70.0 PLUS	5	0	1	1	3	0	0	0	0	0	0	0	0	0	10	
65. TOTAL FULL-TIME (LINES 1-64)	59	18	88	105	55	6	2	0	79	53	39	2	0	0	506		

**2. OTHER THAN FULL-TIME EMPLOYEES (Including temporary employees)**

66. OFFICIALS/ADMIN	0	0	0	0	0	0	0	0	0	0	0	0	0	0	0	0
67. PROFESSIONALS	9	2	14	10	5	1	1	0	41	23	8	0	0	0	0	114
68. TECHNICIANS	0	0	0	0	0	0	0	0	0	0	0	0	0	0	0	0
69. PROTECTIVE SERVICE	3	0	0	10	0	0	0	0	0	4	0	0	0	0	0	17
70. PARA-PROFESSIONAL	2	6	8	1	4	0	0	0	15	5	11	1	0	0	53	
71. ADMIN.SUPPORT	20	32	32	41	22	2	0	0	27	74	35	3	2	0	290	
72. SKILLED CRAFT	0	0	0	1	0	0	0	0	0	0	0	0	0	0	1	
73. SERVICE/MAINTENANCE	6	7	2	38	3	0	0	0	0	4	2	0	0	0	62	

74. TOTAL OTHER THAN FULL TIME (LINES 66 - 73)	40	47	56	101	34	3	1	0	83	110	56	4	2	0	537
--	----	----	----	-----	----	---	---	---	----	-----	----	---	---	---	-----

**3. NEW HIRES DURING FISCAL YEAR - Permanent full time only JULY 1 - JUNE 30**

75. OFFICIALS/ADMIN	1	0	1	1	1	0	0	0	1	0	0	0	0	0	5
76. PROFESSIONALS	0	1	2	2	3	0	0	0	7	1	3	0	0	0	19
77. TECHNICIANS	2	0	1	0	0	2	0	0	0	0	0	0	0	0	5
78. PROTECTIVE SERVICE	0	0	0	0	0	0	0	0	0	0	0	0	0	0	0
79. PARA-PROFESSIONAL	0	0	0	0	0	0	0	0	0	0	0	0	0	0	0
80. ADMIN.SUPPORT	0	0	0	0	0	0	0	0	0	0	0	0	0	0	0
81. SKILLED CRAFT	3	0	1	1	0	0	0	0	0	0	0	0	0	0	5
82. SERVICE/MAINTENANCE	0	0	0	0	0	0	0	0	0	0	0	0	0	0	0
83. TOTAL NEW HIRES (LINES 75 - 82)	6	1	5	4	4	2	0	0	8	1	4	0	0	0	35

Control Number :

Function Number(s) : 15

REMARKS (List National Crime Information Center (NCIC) number assigned to any Criminal Justice Agencies whose data are included in this report)

\*\*\*LIST AGENCIES INCLUDED ON THIS FORM\*\*\*

CERTIFICATION. I certify that the information given in this report is correct and true to the best of my knowledge and was reported in accordance with accompanying instructions. (Willfully false statements on this report are punishable by law, US Code, Title 18, Section 1001.)

NAME OF PERSON TO CONTACT REGARDING THIS FORM

TITLE:

Yolanda Lewis

ADDRESS (Number and Street, City, State, Zip Code)

TELEPHONE NUMBER  
extension:

FAX NUMBER

DATE 2-5-18

TYPED NAME/TITLE OF AUTHORIZED OFFICIAL

SIGNATURE

E-MAIL

Artisha McCullough - EEO OFFICER

Artisha McCullough

**EQUAL EMPLOYMENT OPPORTUNITY COMMISSION  
STATE AND LOCAL GOVERNMENT INFORMATION (EEO-4)**

APPROVED BY  
OMB  
3046-0008

EXPIRES  
5/31/2018

EXCLUDE SCHOOL SYSTEMS AND EDUCATIONAL INSTITUTIONS  
(Read attached instructions prior to completing this form)

DO NOT ALTER INFORMATION PRINTED IN THIS BOX

MAIL COMPLETED  
FORM TO:

EEO-4 Reporting Center  
PO Box 8127  
Reston, VA 20195

**A. TYPE OF GOVERNMENT (Check one box only)**

1. State                      2. Country                      3. City                      4. Township                      5. Special District
6. Other (Specify) \_\_\_\_\_

**B. IDENTIFICATION**

NAME OF POLITICAL JURISDICTION (If same as label, skip to Item C)

City of Oakland

Control Number :

2. Address-- Number and Street

CITY/TOWN

COUNTY

STATE/ZIP

EEOC USE  
ONLY  
A

1 Frank Ogawa Plaza

Oakland

Alameda

CA 94612

B

**C. FUNCTION**

(Check one box to indicate the function(s) for which this form is being submitted. Data should be reported for all departments and agencies in your government covered by the function(s) indicated. If you cannot supply the data for every agency within the function(s) attach a list showing name and address of agencies whose data are not included.)

<input type="checkbox"/>	1. FINANCIAL ADMINISTRATION. Tax billing and collection, budgeting, purchasing, central accounting and similar financial administration carried on by a treasurer's, auditor's or comptroller's office and GENERAL CONTROL. Duties usually performed by boards of supervisors or commissioners, central administration offices and agencies, central personnel or planning agencies, all judicial offices and employees (judges, magistrates, bailiffs, etc.)	<input type="checkbox"/>	8. HEALTH. Provision of public health services, out-patient clinics, visiting nurses, food and sanitary inspections, mental health, alcohol rehabilitation service, etc.
<input type="checkbox"/>	2. STREETS AND HIGHWAYS. Maintenance, repair, construction and administration of streets, alleys, sidewalks, roads, highways and bridges.	<input checked="" type="checkbox"/>	9. HOUSING. Code enforcement, low rent public housing, fair housing ordinance enforcement, housing for elderly, housing rehabilitation, rent control.
<input type="checkbox"/>	3. PUBLIC WELFARE. Maintenance of homes and other institutions for the needy; administration of public assistance. (Hospitals and sanatoriums should be reported as item 7.)	<input type="checkbox"/>	10. COMMUNITY DEVELOPMENT. Planning, zoning, land development, open space, beautification, preservation.
<input type="checkbox"/>	4. POLICE PROTECTION. Duties of a police department sheriff's, constable's, coroner's office, etc., including technical and clerical employees engaged in police activities.	<input type="checkbox"/>	11. CORRECTIONS. Jails, reformatories, detention homes, half-way houses, prisons, parole and probation activities
<input type="checkbox"/>	5. FIRE PROTECTION. Duties of the uniformed fire force and clerical employees. (Report any forest fire protection activities as item 6.)	<input type="checkbox"/>	12. UTILITIES AND TRANSPORTATION. Includes water supply, electric power, transit, gas, airports, water transportation and terminals.
<input type="checkbox"/>	6. NATURAL RESOURCES. Agriculture, forestry, forest fire protection, irrigation drainage, flood control, etc., and PARKS AND RECREATION. Provision, maintenance and operation of parks, playgrounds, swimming pools, auditoriums, museums, marinas, zoos, etc.	<input type="checkbox"/>	13. SANITATION AND SEWAGE. Street cleaning, garbage and refuse collection and disposal. Provision, maintenance and operation of sanitary and storm sewer systems and sewage disposal plants.
<input type="checkbox"/>	7. HOSPITALS AND SANATORIUMS. Operation and maintenance of institutions for inpatient medical care.	<input type="checkbox"/>	14. EMPLOYMENT SECURITY STATE GOVERNMENTS ONLY
<input type="checkbox"/>		<input type="checkbox"/>	15. OTHER (Specify on Page Four)

Control Number :

Function Number(s) : 9

**D. EMPLOYMENT DATA AS OF JUNE 30**

(Do not include elected/appointed officials. Blanks will be counted as zero)

**1. FULL-TIME EMPLOYEES (Temporary employees are not included)**

JOB CATEGORIES	ANNUAL SALARY (In thousands 000)	RACE/ETHNICITY														Total Col A-N	
		HISPANIC OR LATINO		NON-HISPANIC OR LATINO							FEMALE						
		Male	Female	MALE							White	Black or African American	Asian	Native Hawaiian or Other Pacific Islander	American Indian or Alaska Native		Two or More Races
				White	Black or African American	Asian	Native Hawaiian or Other Pacific Islander	American Indian or Alaska Native	Two or More Races								
A	B	C	D	E	F	G	H	I	J	K	L	M	N				
OFFICIALS ADMINISTRATORS	1. \$0.1-15.999	0	0	0	0	0	0	0	0	0	0	0	0	0	0	0	
	2. 16.0-19.999	0	0	0	0	0	0	0	0	0	0	0	0	0	0	0	
	3. 20.0-24.999	0	0	0	0	0	0	0	0	0	0	0	0	0	0	0	
	4. 25.0-32.999	0	0	0	0	0	0	0	0	0	0	0	0	0	0	0	
	5. 33.0-42.999	0	0	0	0	0	0	0	0	0	0	0	0	0	0	0	
	6. 43.0-54.999	0	0	0	0	0	0	0	0	0	0	0	0	0	0	0	
	7. 55.0-69.999	0	0	0	0	0	0	0	0	0	0	0	0	0	0	0	
	8. 70.0 PLUS	1	1	2	0	0	0	0	0	4	1	0	0	0	0	0	
PROFESSIONALS	9. \$0.1-15.999	0	0	0	0	0	0	0	0	0	0	0	0	0	0	0	
	10. 16.0-19.999	0	0	0	0	0	0	0	0	0	0	0	0	0	0	0	
	11. 20.0-24.999	0	0	0	0	0	0	0	0	0	0	0	0	0	0	0	
	12. 25.0-32.999	0	0	0	0	0	0	0	0	0	0	0	0	0	0	0	
	13. 33.0-42.999	0	0	0	0	0	0	0	0	0	0	0	0	0	0	0	
	14. 43.0-54.999	0	0	0	0	0	0	0	0	0	0	0	0	0	0	0	
	15. 55.0-69.999	0	0	0	1	0	0	0	0	1	2	0	0	0	0	4	
16. 70.0 PLUS	0	0	0	0	1	0	0	0	1	0	2	0	0	0	4		
TECHNICIANS	17. \$0.1-15.999	0	0	0	0	0	0	0	0	0	0	0	0	0	0	0	
	18. 16.0-19.999	0	0	0	0	0	0	0	0	0	0	0	0	0	0	0	
	19. 20.0-24.999	0	0	0	0	0	0	0	0	0	0	0	0	0	0	0	
	20. 25.0-32.999	0	0	0	0	0	0	0	0	0	0	0	0	0	0	0	
	21. 33.0-42.999	0	0	0	0	0	0	0	0	0	0	0	0	0	0	0	
	22. 43.0-54.999	0	0	0	0	0	0	0	0	0	0	0	0	0	0	0	
	23. 55.0-69.999	0	0	0	0	0	0	0	0	0	0	0	0	0	0	0	
	24. 70.0 PLUS	8	0	16	2	6	0	0	0	1	1	2	0	0	0	36	
PROTECTIVE SERVICE	25. \$0.1-15.999	0	0	0	0	0	0	0	0	0	0	0	0	0	0	0	
	26. 16.0-19.999	0	0	0	0	0	0	0	0	0	0	0	0	0	0	0	
	27. 20.0-24.999	0	0	0	0	0	0	0	0	0	0	0	0	0	0	0	
	28. 25.0-32.999	0	0	0	0	0	0	0	0	0	0	0	0	0	0	0	
	29. 33.0-42.999	0	0	0	0	0	0	0	0	0	0	0	0	0	0	0	
	30. 43.0-54.999	0	0	0	0	0	0	0	0	0	0	0	0	0	0	0	
	31. 55.0-69.999	0	0	0	0	0	0	0	0	0	0	0	0	0	0	0	
	32. 70.0 PLUS	0	0	0	0	0	0	0	0	0	0	0	0	0	0	0	



PARA-PROF SSIONALS	33. \$0.1-15.999	0	0	0	0	0	0	0	0	0	0	0	0	0	0	0
	34. 16.0-19.999	0	0	0	0	0	0	0	0	0	0	0	0	0	0	0
	35. 20.0-24.999	0	0	0	0	0	0	0	0	0	0	0	0	0	0	0
	36. 25.0-32.999	0	0	0	0	0	0	0	0	0	0	0	0	0	0	0
	37. 33.0-42.999	0	0	0	0	0	0	0	0	0	0	0	0	0	0	0
	38. 43.0-54.999	0	0	0	0	0	0	0	0	0	0	0	0	0	0	0
	39. 55.0-69.999	0	0	0	0	0	0	0	0	0	0	0	0	0	0	0
	40. 70.0 PLUS	0	0	0	0	0	0	0	0	0	0	0	0	0	0	0
ADMINISTR ATIVE SUPPORT	41. \$0.1-15.999	0	0	0	0	0	0	0	0	0	0	0	0	0	0	0
	42. 16.0-19.999	0	0	0	0	0	0	0	0	0	0	0	0	0	0	0
	43. 20.0-24.999	0	0	0	0	0	0	0	0	0	0	0	0	0	0	0
	44. 25.0-32.999	0	0	0	0	0	0	0	0	0	0	0	0	0	0	0
	45. 33.0-42.999	0	0	0	0	0	0	0	0	0	0	0	0	0	0	0
	46. 43.0-54.999	0	0	0	0	0	0	0	0	0	0	0	0	0	0	0
	47. 55.0-69.999	0	0	0	0	0	0	0	0	0	0	0	0	0	0	0
	48. 70.0 PLUS	0	0	0	0	0	0	0	0	0	0	0	0	0	0	0

Control Number :

Function Number(s) : 9

**D. EMPLOYMENT DATA AS OF JUNE 30**

(Do not include elected/appointed officials. Blanks will be counted as zero)

**1. FULL-TIME EMPLOYEES (Temporary employees are not included)**

JOB CATEGORIES	ANNUAL SALARY (In thousands 000)	RACE/ETHNICITY														Total Col A-N
		HISPANIC OR LATINO		NON-HISPANIC OR LATINO							FEMALE					
		Male	Female	White	Black or African American	Asian	MALE			White	Black or African American	Asian	Native Hawaiian or Other Pacific Islander	American Indian or Alaska Native	Two or More Races	
							Native Hawaiian or Other Pacific Islander	American Indian or Alaska Native	Two or More Races							
A	B	C	D	E	F	G	H	I	J	K	L	M	N			
SKILLED CR AFT	49. \$0.1-15.999	0	0	0	0	0	0	0	0	0	0	0	0	0	0	0
	50. 16.0-19.999	0	0	0	0	0	0	0	0	0	0	0	0	0	0	0
	51. 20.0-24.999	0	0	0	0	0	0	0	0	0	0	0	0	0	0	0
	52. 25.0-32.999	0	0	0	0	0	0	0	0	0	0	0	0	0	0	0
	53. 33.0-42.999	0	0	0	0	0	0	0	0	0	0	0	0	0	0	0
	54. 43.0-54.999	0	0	0	0	0	0	0	0	0	0	0	0	0	0	0
	55. 55.0-69.999	0	0	0	0	0	0	0	0	0	0	0	0	0	0	0
	56. 70.0 PLUS	0	0	0	0	0	0	0	0	0	0	0	0	0	0	0
SERVICE MAINTENA NCE	57. \$0.1-15.999	0	0	0	0	0	0	0	0	0	0	0	0	0	0	0
	58. 16.0-19.999	0	0	0	0	0	0	0	0	0	0	0	0	0	0	0
	59. 20.0-24.999	0	0	0	0	0	0	0	0	0	0	0	0	0	0	0
	60. 25.0-32.999	0	0	0	0	0	0	0	0	0	0	0	0	0	0	0
	61. 33.0-42.999	0	0	0	0	0	0	0	0	0	0	0	0	0	0	0
	62. 43.0-54.999	0	0	0	0	0	0	0	0	0	0	0	0	0	0	0
	63. 55.0-69.999	0	0	0	0	0	0	0	0	0	0	0	0	0	0	0
	64. 70.0 PLUS	0	0	0	0	0	0	0	0	0	0	0	0	0	0	0
65. TOTAL FULL-TIME (LINES 1-64)		9	1	18	3	7	0	0	0	7	4	4	0	0	0	53

**2. OTHER THAN FULL-TIME EMPLOYEES (Including temporary employees)**

66. OFFICIALS/ADMIN	0	0	0	0	0	0	0	0	0	0	0	0	0	0	0	0
67. PROFESSIONALS	0	0	0	0	0	0	0	0	0	0	0	0	0	0	0	0
68. TECHNICIANS	0	0	0	0	0	0	0	0	0	0	0	0	0	0	0	0
69. PROTECTIVE SERVICE	0	0	0	0	0	0	0	0	0	0	0	0	0	0	0	0
70. PARA-PROFESSIONAL	0	0	0	0	0	0	0	0	0	0	0	0	0	0	0	0
71. ADMIN.SUPPORT	0	0	0	0	0	0	0	0	0	0	0	0	0	0	0	0
72. SKILLED CRAFT	0	0	0	0	0	0	0	0	0	0	0	0	0	0	0	0
73. SERVICE/MAINTENANCE	0	0	0	0	0	0	0	0	0	0	0	0	0	0	0	0

74. TOTAL OTHER THAN FULL TIME(LINES 66 - 73)	0	0	0	0	0	0	0	0	0	0	0	0	0	0	0
<b>3. NEW HIRES DURING FISCAL YEAR - Permanent full time only JULY 1 - JUNE 30</b>															

75. OFFICIALS/ADMIN	0	0	0	0	0	0	0	0	0	0	0	0	0	0	0
76. PROFESSIONALS	0	0	0	0	0	0	0	0	1	0	0	0	0	0	1
77. TECHNICIANS	0	0	0	0	0	0	0	0	0	0	0	0	0	0	0
78. PROTECTIVE SERVICE	0	0	0	0	0	0	0	0	0	0	0	0	0	0	0
79. PARA-PROFESSIONAL	0	0	0	0	0	0	0	0	0	0	0	0	0	0	0
80. ADMIN SUPPORT	0	0	0	0	0	0	0	0	0	0	0	0	0	0	0
81. SKILLED CRAFT	0	0	0	0	0	0	0	0	0	0	0	0	0	0	0
82. SERVICE/MAINTENANCE	0	0	0	0	0	0	0	0	0	0	0	0	0	0	0
83. TOTAL NEW HIRES (LINES 75 - 82)	0	0	0	0	0	0	0	0	1	0	0	0	0	0	1

Control Number :

Function Number(s) : 9

REMARKS (List National Crime Information Center (NCIC) number assigned to any Criminal Justice Agencies whose data are included in this report)

\*\*\*LIST AGENCIES INCLUDED ON THIS FORM\*\*\*

CERTIFICATION. I certify that the information given in this report is correct and true to the best of my knowledge and was reported in accordance with accompanying instructions. (Willfully false statements on this report are punishable by law, US Code, Title 18, Section 1001.)

NAME OF PERSON TO CONTACT REGARDING THIS FORM

Yolanda Lewis

TITLE:

ADDRESS (Number and Street, City, State, Zip Code)

TELEPHONE NUMBER

extension:

FAX NUMBER

DATE 2-5-18

E-MAIL

TYPED NAME/TITLE OF AUTHORIZED OFFICIAL SIGNATURE

Antisha McCullough - EEO Officer

*Antisha McCullough*

**EQUAL EMPLOYMENT OPPORTUNITY COMMISSION**  
**STATE AND LOCAL GOVERNMENT INFORMATION (EEO-4)**

APPROVED BY  
 OMB  
 3046-0008

EXPIRES  
 5/31/2018

EXCLUDE SCHOOL SYSTEMS AND EDUCATIONAL INSTITUTIONS  
 (Read attached instructions prior to completing this form)

DO NOT ALTER INFORMATION PRINTED IN THIS BOX

MAIL COMPLETED  
 FORM TO:

EEO-4 Reporting Center  
 PO Box 8127  
 Reston, VA 20195

**A. TYPE OF GOVERNMENT (Check one box only)**

1. State                      2. Country                      3. City                      4. Township                      5. Special District
6. Other (Specify) \_\_\_\_\_

**B. IDENTIFICATION**

NAME OF POLITICAL JURISDICTION (If same as label, skip to Item C)

City of Oakland

Control Number :

2. Address-- Number and Street

CITY/TOWN

COUNTY

STATE/ZIP

EEOC USE  
 ONLY  
 A

1 Frank Ogawa Plaza

Oakland

Alameda

CA 94612

B

**C. FUNCTION**

(Check one box to indicate the function(s) for which this form is being submitted. Data should be reported for all departments and agencies in your government covered by the function(s) indicated. If you cannot supply the data for every agency within the function(s) attach a list showing name and address of agencies whose data are not included.)

<input type="checkbox"/>	1. FINANCIAL ADMINISTRATION. Tax billing and collection, budgeting, purchasing, central accounting and similar financial administration carried on by a treasurer's, auditor's or comptroller's office and GENERAL CONTROL. Duties usually performed by boards of supervisors or commissioners, central administration offices and agencies, central personnel or planning agencies, all judicial offices and employees (judges, magistrates, bailiffs, etc.)	<input checked="" type="checkbox"/>	8. HEALTH. Provision of public health services, out-patient clinics, visiting nurses, food and sanitary inspections, mental health, alcohol rehabilitation service, etc.
<input type="checkbox"/>	2. STREETS AND HIGHWAYS. Maintenance, repair, construction and administration of streets, alleys, sidewalks, roads, highways and bridges.	<input type="checkbox"/>	9. HOUSING. Code enforcement, low rent public housing, fair housing ordinance enforcement, housing for elderly, housing rehabilitation, rent control.
<input type="checkbox"/>	3. PUBLIC WELFARE. Maintenance of homes and other institutions for the needy; administration of public assistance. (Hospitals and sanatoriums should be reported as item 7.)	<input type="checkbox"/>	10. COMMUNITY DEVELOPMENT. Planning, zoning, land development, open space, beautification, preservation.
<input type="checkbox"/>	4. POLICE PROTECTION. Duties of a police department sheriff's, constable's, coroner's office, etc., including technical and clerical employees engaged in police activities.	<input type="checkbox"/>	11. CORRECTIONS. Jails, reformatories, detention homes, half-way houses, prisons, parole and probation activities
<input type="checkbox"/>	5. FIRE PROTECTION. Duties of the uniformed fire force and clerical employees. (Report any forest fire protection activities as item 6.)	<input type="checkbox"/>	12. UTILITIES AND TRANSPORTATION. Includes water supply, electric power, transit, gas, airports, water transportation and terminals.
<input type="checkbox"/>	6. NATURAL RESOURCES. Agriculture, forestry, forest fire protection, irrigation drainage, flood control, etc., and PARKS AND RECREATION. Provision, maintenance and operation of parks, playgrounds, swimming pools, auditoriums, museums, marinas, zoos, etc.	<input type="checkbox"/>	13. SANITATION AND SEWAGE. Street cleaning, garbage and refuse collection and disposal. Provision, maintenance and operation of sanitary and storm sewer systems and sewage disposal plants.
<input type="checkbox"/>	7. HOSPITALS AND SANATORIUMS. Operation and maintenance of institutions for inpatient medical care.	<input type="checkbox"/>	14. EMPLOYMENT SECURITY STATE GOVERNMENTS ONLY
<input type="checkbox"/>		<input type="checkbox"/>	15. OTHER (Specify on Page Four)

Control Number :

Function Number(s) : 8

**D. EMPLOYMENT DATA AS OF JUNE 30**

(Do not include elected/appointed officials. Blanks will be counted as zero)

**1. FULL-TIME EMPLOYEES (Temporary employees are not included)**

UOB CATEGORIES	ANNUAL SALARY (In thousands 000)	RACE/ETHNICITY														Total Col A-N	
		HISPANIC OR LATINO		NON-HISPANIC OR LATINO							FEMALE						
		Male	Female	White	Black or African American	Asian	MALE			White	Black or African American	Asian	FEMALE				
							Native Hawaiian or Other Pacific Islander	American Indian or Alaska Native	Two or More Races				Native Hawaiian or Other Pacific Islander	American Indian or Alaska Native	Two or More Races		
A	B	C	D	E	F	G	H	I	J	K	L	M	N				
OFFICIALS ADMINISTRATORS	1. \$0.1-15.999	0	0	0	0	0	0	0	0	0	0	0	0	0	0	0	0
	2. 16.0-19.999	0	0	0	0	0	0	0	0	0	0	0	0	0	0	0	0
	3. 20.0-24.999	0	0	0	0	0	0	0	0	0	0	0	0	0	0	0	0
	4. 25.0-32.999	0	0	0	0	0	0	0	0	0	0	0	0	0	0	0	0
	5. 33.0-42.999	0	0	0	0	0	0	0	0	0	0	0	0	0	0	0	0
	6. 43.0-54.999	0	0	0	0	0	0	0	0	0	0	1	0	0	0	0	1
	7. 55.0-69.999	0	1	0	1	0	0	0	0	1	10	3	1	0	0	0	17
	8. 70.0 PLUS	0	2	1	1	0	0	0	0	2	3	0	0	0	0	0	9
PROFESSIONALS	9. \$0.1-15.999	0	0	0	0	0	0	0	0	0	0	0	0	0	0	0	0
	10. 16.0-19.999	0	0	0	0	0	0	0	0	0	0	0	0	0	0	0	0
	11. 20.0-24.999	0	0	0	0	0	0	0	0	0	0	0	0	0	0	0	0
	12. 25.0-32.999	0	0	0	0	0	0	0	0	0	0	0	0	0	0	0	0
	13. 33.0-42.999	0	0	0	0	0	0	0	0	0	2	2	0	0	0	0	4
	14. 43.0-54.999	0	16	0	0	0	0	0	0	2	14	18	1	0	0	0	51
	15. 55.0-69.999	0	2	0	1	0	0	1	0	2	5	3	1	0	0	0	15
16. 70.0 PLUS	1	1	1	0	0	0	0	0	3	1	2	0	0	0	0	9	
TECHNICIANS	17. \$0.1-15.999	0	0	0	0	0	0	0	0	0	0	0	0	0	0	0	0
	18. 16.0-19.999	0	0	0	0	0	0	0	0	0	0	0	0	0	0	0	0
	19. 20.0-24.999	0	0	0	0	0	0	0	0	0	0	0	0	0	0	0	0
	20. 25.0-32.999	0	0	0	0	0	0	0	0	0	0	0	0	0	0	0	0
	21. 33.0-42.999	0	0	0	0	0	0	0	0	0	0	0	0	0	0	0	0
	22. 43.0-54.999	0	0	0	0	0	0	0	0	0	0	0	0	0	0	0	0
	23. 55.0-69.999	0	0	0	0	0	0	0	0	0	0	0	0	0	0	0	0
	24. 70.0 PLUS	0	0	0	0	0	0	0	0	0	0	0	0	0	0	0	0
PROTECTIVE SERVICE	25. \$0.1-15.999	0	0	0	0	0	0	0	0	0	0	0	0	0	0	0	0
	26. 16.0-19.999	0	0	0	0	0	0	0	0	0	0	0	0	0	0	0	0
	27. 20.0-24.999	0	0	0	0	0	0	0	0	0	0	0	0	0	0	0	0
	28. 25.0-32.999	0	0	0	0	0	0	0	0	0	0	0	0	0	0	0	0
	29. 33.0-42.999	0	0	0	0	0	0	0	0	0	0	0	0	0	0	0	0
	30. 43.0-54.999	0	0	0	0	0	0	0	0	0	0	0	0	0	0	0	0
	31. 55.0-69.999	0	0	0	0	0	0	0	0	0	0	0	0	0	0	0	0
	32. 70.0 PLUS	0	0	0	0	0	0	0	0	0	0	0	0	0	0	0	0

PARA-PROFESSIONALS	33. \$0.1-15.999	0	0	0	0	0	0	0	0	0	0	0	0	0	0	0
	34. 16.0-19.999	0	0	0	0	0	0	0	0	0	0	0	0	0	0	0
	35. 20.0-24.999	0	0	0	0	0	0	0	0	0	0	0	0	0	0	0
	36. 25.0-32.999	0	0	0	0	0	0	0	0	0	0	0	0	0	0	0
	37. 33.0-42.999	0	0	0	0	0	0	0	0	0	0	0	0	0	0	0
	38. 43.0-54.999	0	0	0	0	0	0	0	0	0	0	0	0	0	0	0
	39. 55.0-69.999	0	2	0	1	0	0	0	0	0	3	2	1	0	0	9
	40. 70.0 PLUS	0	0	1	0	1	0	0	0	0	1	0	0	0	0	3
ADMINISTRATIVE SUPPORT	41. \$0.1-15.999	0	0	0	0	0	0	0	0	0	0	0	0	0	0	0
	42. 16.0-19.999	0	0	0	0	0	0	0	0	0	0	0	0	0	0	0
	43. 20.0-24.999	0	0	0	0	0	0	0	0	0	0	0	0	0	0	0
	44. 25.0-32.999	0	0	0	0	0	0	0	0	0	0	0	0	0	0	0
	45. 33.0-42.999	0	0	0	0	0	0	0	0	0	0	0	0	0	0	0
	46. 43.0-54.999	0	0	0	0	0	0	0	0	0	0	0	0	0	0	0
	47. 55.0-69.999	0	0	0	0	0	0	0	0	1	2	0	0	0	0	3
	48. 70.0 PLUS	0	0	0	0	0	0	0	0	0	0	0	0	0	0	0

Control Number :

Function Number(s) : 8

**D. EMPLOYMENT DATA AS OF JUNE 30**

(Do not include elected/appointed officials. Blanks will be counted as zero)

**1. FULL-TIME EMPLOYEES (Temporary employees are not included)**

JOB CATEGORIES	ANNUAL SALARY (In thousands 000)	RACE/ETHNICITY														Total Col A-N	
		HISPANIC OR LATINO		MALE							NON-HISPANIC OR LATINO						FEMALE
		Male	Female	White	Black or African American	Asian	Native Hawaiian or Other Pacific Islander	American Indian or Alaska Native	Two or More Races	White	Black or African American	Asian	Native Hawaiian or Other Pacific Islander	American Indian or Alaska Native	Two or More Races		
SKILLED CRAFT	49. \$0.1-15.999	0	0	0	0	0	0	0	0	0	0	0	0	0	0	0	
	50. 16.0-19.999	0	0	0	0	0	0	0	0	0	0	0	0	0	0	0	
	51. 20.0-24.999	0	0	0	0	0	0	0	0	0	0	0	0	0	0	0	
	52. 25.0-32.999	0	0	0	0	0	0	0	0	0	0	0	0	0	0	0	
	53. 33.0-42.999	0	0	0	0	0	0	0	0	0	0	0	0	0	0	0	
	54. 43.0-54.999	0	0	0	0	0	0	0	0	0	0	0	0	0	0	0	
	55. 55.0-69.999	0	0	0	0	0	0	0	0	0	0	0	0	0	0	0	
	56. 70.0 PLUS	0	0	0	0	0	0	0	0	0	0	0	0	0	0	0	
SERVICE MAINTENANCE	57. \$0.1-15.999	0	0	0	0	0	0	0	0	0	0	0	0	0	0	0	
	58. 16.0-19.999	0	0	0	0	0	0	0	0	0	0	0	0	0	0	0	
	59. 20.0-24.999	0	0	0	0	0	0	0	0	0	0	0	0	0	0	0	
	60. 25.0-32.999	0	0	0	0	0	0	0	0	0	0	0	0	0	0	0	
	61. 33.0-42.999	0	0	1	0	0	0	0	0	0	0	0	0	0	0	1	
	62. 43.0-54.999	0	0	0	0	0	0	0	0	0	2	0	0	0	0	2	
	63. 55.0-69.999	0	0	0	0	0	0	0	0	0	1	0	0	0	0	1	
	64. 70.0 PLUS	0	0	0	0	0	0	0	0	0	0	0	0	0	0	0	
65. TOTAL FULL-TIME (LINES 1-64)	1	24	4	4	1	0	1	0	11	44	31	4	0	0	125		

**2. OTHER THAN FULL-TIME EMPLOYEES (Including temporary employees)**

66. OFFICIALS/ADMIN	0	0	0	0	0	0	0	0	0	0	0	0	0	0	0
67. PROFESSIONALS	0	1	0	0	0	0	0	0	1	1	0	0	0	0	3
68. TECHNICIANS	0	2	0	0	0	0	0	0	0	2	1	0	0	0	5
69. PROTECTIVE SERVICE	0	0	0	0	0	0	0	0	0	0	0	0	0	0	0
70. PARA-PROFESSIONAL	0	0	0	0	0	0	0	0	0	2	0	0	0	0	2
71. ADMIN SUPPORT	0	1	0	1	0	0	0	0	1	10	0	0	0	0	13
72. SKILLED CRAFT	0	0	0	0	0	0	0	0	0	0	0	0	0	0	0
73. SERVICE/MAINTENANCE	0	0	0	0	0	0	0	0	0	0	0	0	0	0	0

74. TOTAL OTHER THAN FULL TIME (LINES 66 - 73)	0	4	0	1	0	0	0	0	2	15	1	0	0	0	23
--	---	---	---	---	---	---	---	---	---	----	---	---	---	---	----

**3. NEW HIRES DURING FISCAL YEAR - Permanent full time only JULY 1 - JUNE 30**

75. OFFICIALS/ADMIN	0	0	0	0	0	0	0	0	0	0	0	0	0	0	0	0
76. PROFESSIONALS	0	0	0	0	0	0	0	0	0	0	1	0	0	0	0	0
77. TECHNICIANS	0	0	0	0	0	0	0	0	0	0	0	0	0	0	0	0
78. PROTECTIVE SERVICE	0	0	0	0	0	0	0	0	0	0	0	1	0	0	0	1
79. PARA-PROFESSIONAL	0	0	0	0	0	0	0	0	0	0	0	0	0	0	0	0
80. ADMIN.SUPPORT	0	0	0	0	0	0	0	0	0	0	0	0	0	0	0	0
81. SKILLED CRAFT	0	0	0	0	0	0	0	0	0	0	0	0	0	0	0	0
82. SERVICE/MAINTENANCE	0	0	0	0	0	0	0	0	0	0	0	0	0	0	0	0
83. TOTAL NEW HIRES (LINES 75 - 82)	0	0	0	0	0	0	0	0	0	0	1	1	0	0	0	2


Control Number :

Function Number(s) : 8

REMARKS (List National Crime Information Center (NCIC) number assigned to any Criminal Justice Agencies whose data are included in this report)

\*\*\*LIST AGENCIES INCLUDED ON THIS FORM\*\*\*

CERTIFICATION. I certify that the information given in this report is correct and true to the best of my knowledge and was reported in accordance with accompanying instructions. (Willfully false statements on this report are punishable by law, US Code, Title 18, Section 1001.)

NAME OF PERSON TO CONTACT REGARDING THIS FORM		TITLE:
Yolanda Lewis		
ADDRESS (Number and Street, City, State, Zip Code)		TELEPHONE NUMBER extension: FAX NUMBER
DATE 2-5-18	TYPED NAME/TITLE OF AUTHORIZED OFFICIAL	SIGNATURE
E-MAIL	Antisha McCullough - EEO Officer	



**EQUAL EMPLOYMENT OPPORTUNITY COMMISSION  
STATE AND LOCAL GOVERNMENT INFORMATION (EEO-4)**

APPROVED BY  
OMB  
3046-0008

EXPIRES  
5/31/2018

EXCLUDE SCHOOL SYSTEMS AND EDUCATIONAL INSTITUTIONS  
(Read attached instructions prior to completing this form)

DO NOT ALTER INFORMATION PRINTED IN THIS BOX

MAIL COMPLETED  
FORM TO:

EEO-4 Reporting Center  
PO Box 8127  
Reston, VA 20195

**A. TYPE OF GOVERNMENT (Check one box only)**

1. State                      2. Country                      3. City                      4. Township                      5. Special District
6. Other (Specify) \_\_\_\_\_

**B. IDENTIFICATION**

NAME OF POLITICAL JURISDICTION (If same as label, skip to Item C)

City of Oakland

Control Number :

2. Address-- Number and Street

1 Frank Ogawa Plaza

CITY/TOWN

Oakland

COUNTY

Alameda

STATE/ZIP

CA 94612

EEOC USE  
ONLY  
A

B

**C. FUNCTION**

(Check one box to indicate the function(s) for which this form is being submitted. Data should be reported for all departments and agencies in your government covered by the function(s) indicated. If you cannot supply the data for every agency within the function(s) attach a list showing name and address of agencies whose data are not included.)

<input type="checkbox"/>	1. FINANCIAL ADMINISTRATION. Tax billing and collection, budgeting, purchasing, central accounting and similar financial administration carried on by a treasurer's, auditor's or comptroller's office and GENERAL CONTROL. Duties usually performed by boards of supervisors or commissioners, central administration offices and agencies, central personnel or planning agencies, all judicial offices and employees (judges, magistrates, bailiffs, etc.)	<input type="checkbox"/>	8. HEALTH. Provision of public health services, out-patient clinics, visiting nurses, food and sanitary inspections, mental health, alcohol rehabilitation service, etc.
<input type="checkbox"/>	2. STREETS AND HIGHWAYS. Maintenance, repair, construction and administration of streets, alleys, sidewalks, roads, highways and bridges.	<input type="checkbox"/>	9. HOUSING. Code enforcement, low rent public housing, fair housing ordinance enforcement, housing for elderly, housing rehabilitation, rent control.
<input type="checkbox"/>	3. PUBLIC WELFARE. Maintenance of homes and other institutions for the needy; administration of public assistance. (Hospitals and sanatoriums should be reported as item 7.)	<input type="checkbox"/>	10. COMMUNITY DEVELOPMENT. Planning, zoning, land development, open space, beautification, preservation.
<input type="checkbox"/>	4. POLICE PROTECTION. Duties of a police department sheriff's, constable's, coroner's office, etc., including technical and clerical employees engaged in police activities.	<input checked="" type="checkbox"/>	11. CORRECTIONS. Jails, reformatories, detention homes, half-way houses, prisons, parole and probation activities
<input type="checkbox"/>	5. FIRE PROTECTION. Duties of the uniformed fire force and clerical employees. (Report any forest fire protection activities as item 6.)	<input type="checkbox"/>	12. UTILITIES AND TRANSPORTATION. Includes water supply, electric power, transit, gas, airports, water transportation and terminals.
<input type="checkbox"/>	6. NATURAL RESOURCES. Agriculture, forestry, forest fire protection, irrigation drainage, flood control, etc., and PARKS AND RECREATION. Provision, maintenance and operation of parks, playgrounds, swimming pools, auditoriums, museums, marinas, zoos, etc.	<input type="checkbox"/>	13. SANITATION AND SEWAGE. Street cleaning, garbage and refuse collection and disposal. Provision, maintenance and operation of sanitary and storm sewer systems and sewage disposal plants.
<input type="checkbox"/>	7. HOSPITALS AND SANATORIUMS. Operation and maintenance of institutions for inpatient medical care.	<input type="checkbox"/>	14. EMPLOYMENT SECURITY STATE GOVERNMENTS ONLY
<input type="checkbox"/>		<input type="checkbox"/>	15. OTHER (Specify on Page Four)

Control Number :

Function Number(s) : 12

**D. EMPLOYMENT DATA AS OF JUNE 30**

(Do not include elected/appointed officials. Blanks will be counted as zero)

**1. FULL-TIME EMPLOYEES (Temporary employees are not included)**

**RACE/ETHNICITY**

JOB CATEGORIES	ANNUAL SALARY (in thousands 000)	NON-HISPANIC OR LATINO														Total Col A-N	
		HISPANIC OR LATINO		MALE							FEMALE						
		Male	Female	White	Black or African American	Asian	Native Hawaiian or Other Pacific Islander	American Indian or Alaska Native	Two or More Races	White	Black or African American	Asian	Native Hawaiian or Other Pacific Islander	American Indian or Alaska Native	Two or More Races		
		A	B	C	D	E	F	G	H	I	J	K	L	M	N		
OFFICIALS ADMINISTRATORS	1. \$0.1-15.999	0	0	0	0	0	0	0	0	0	0	0	0	0	0	0	0
	2. 16.0-19.999	0	0	0	0	0	0	0	0	0	0	0	0	0	0	0	0
	3. 20.0-24.999	0	0	0	0	0	0	0	0	0	0	0	0	0	0	0	0
	4. 25.0-32.999	0	0	0	0	0	0	0	0	0	0	0	0	0	0	0	0
	5. 33.0-42.999	0	0	0	0	0	0	0	0	0	0	0	0	0	0	0	0
	6. 43.0-54.999	0	0	0	0	0	0	0	0	0	0	0	0	0	0	0	0
	7. 55.0-69.999	0	0	0	0	0	0	0	0	0	0	0	0	0	0	0	0
	8. 70.0 PLUS	0	0	1	2	2	0	0	0	0	0	0	0	0	0	0	5
PROFESSIONALS	9. \$0.1-15.999	0	0	0	0	0	0	0	0	0	0	0	0	0	0	0	0
	10. 16.0-19.999	0	0	0	0	0	0	0	0	0	0	0	0	0	0	0	0
	11. 20.0-24.999	0	0	0	0	0	0	0	0	0	0	0	0	0	0	0	0
	12. 25.0-32.999	0	0	0	0	0	0	0	0	0	0	0	0	0	0	0	0
	13. 33.0-42.999	0	0	0	0	0	0	0	0	0	0	0	0	0	0	0	0
	14. 43.0-54.999	0	0	0	0	0	0	0	0	0	0	0	0	0	0	0	0
	15. 55.0-69.999	0	0	0	0	0	0	0	0	0	0	0	0	0	0	0	0
16. 70.0 PLUS	0	0	1	1	4	0	0	0	1	0	1	0	0	0	0	8	
TECHNICIANS	17. \$0.1-15.999	0	0	0	0	0	0	0	0	0	0	0	0	0	0	0	0
	18. 16.0-19.999	0	0	0	0	0	0	0	0	0	0	0	0	0	0	0	0
	19. 20.0-24.999	0	0	0	0	0	0	0	0	0	0	0	0	0	0	0	0
	20. 25.0-32.999	0	0	0	0	0	0	0	0	0	0	0	0	0	0	0	0
	21. 33.0-42.999	0	0	0	0	0	0	0	0	0	0	0	0	0	0	0	0
	22. 43.0-54.999	0	0	0	0	0	0	0	0	0	0	0	0	0	0	0	0
	23. 55.0-69.999	0	0	0	0	0	0	0	0	0	0	0	0	0	0	0	0
	24. 70.0 PLUS	0	0	0	0	0	0	0	0	0	0	0	0	0	0	0	0
PROTECTIVE SERVICE	25. \$0.1-15.999	0	0	0	0	0	0	0	0	0	0	0	0	0	0	0	0
	26. 16.0-19.999	0	0	0	0	0	0	0	0	0	0	0	0	0	0	0	0
	27. 20.0-24.999	0	0	0	0	0	0	0	0	0	0	0	0	0	0	0	0
	28. 25.0-32.999	0	0	0	0	0	0	0	0	0	0	0	0	0	0	0	0
	29. 33.0-42.999	0	0	0	0	0	0	0	0	0	0	0	0	0	0	0	0
	30. 43.0-54.999	0	0	0	0	0	0	0	0	0	0	0	0	0	0	0	0
	31. 55.0-69.999	0	0	0	0	0	0	0	0	0	0	0	0	0	0	0	0
	32. 70.0 PLUS	0	0	0	0	0	0	0	0	0	0	0	0	0	0	0	0

PARA-PROF SSIONALS	33. \$0.1-15.999	0	0	0	0	0	0	0	0	0	0	0	0	0	0	0
	34. 16.0-19.999	0	0	0	0	0	0	0	0	0	0	0	0	0	0	0
	35. 20.0-24.999	0	0	0	0	0	0	0	0	0	0	0	0	0	0	0
	36. 25.0-32.999	0	0	0	0	0	0	0	0	0	0	0	0	0	0	0
	37. 33.0-42.999	0	0	0	0	0	0	0	0	0	0	0	0	0	0	0
	38. 43.0-54.999	0	0	0	0	0	0	0	0	0	0	0	0	0	0	0
	39. 55.0-69.999	0	0	0	0	0	0	0	0	0	0	0	0	0	0	0
	40. 70.0 PLUS	0	0	0	0	0	0	0	0	0	0	0	0	0	0	0
ADMINISTR ATIVE SUPPORT	41. \$0.1-15.999	0	0	0	0	0	0	0	0	0	0	0	0	0	0	0
	42. 16.0-19.999	0	0	0	0	0	0	0	0	0	0	0	0	0	0	0
	43. 20.0-24.999	0	0	0	0	0	0	0	0	0	0	0	0	0	0	0
	44. 25.0-32.999	0	0	0	0	0	0	0	0	0	0	0	0	0	0	0
	45. 33.0-42.999	0	0	0	0	0	0	0	0	0	0	0	0	0	0	0
	46. 43.0-54.999	0	0	0	0	0	0	0	0	0	0	0	0	0	0	0
	47. 55.0-69.999	0	0	0	0	0	0	0	0	0	0	0	0	0	0	0
	48. 70.0 PLUS	0	0	0	0	0	0	0	0	0	0	0	0	0	0	0

Control Number :

Function Number(s) : 12

**D. EMPLOYMENT DATA AS OF JUNE 30**

(Do not include elected/appointed officials. Blanks will be counted as zero)

**1. FULL-TIME EMPLOYEES (Temporary employees are not included)**

JOB CATEGORIES	ANNUAL SALARY (In thousands 000)	RACE/ETHNICITY														Total Col A-N	
		HISPANIC OR LATINO		NON-HISPANIC OR LATINO													
		Male	Female	MALE						FEMALE							
				White	Black or African American	Asian	Native Hawaiian or Other Pacific Islander	American Indian or Alaska Native	Two or More Races	White	Black or African American	Asian	Native Hawaiian or Other Pacific Islander	American Indian or Alaska Native	Two or More Races		
A	B	C	D	E	F	G	H	I	J	K	L	M	N				
SKILLED CR AFT	49. \$0.1-15.999	0	0	0	0	0	0	0	0	0	0	0	0	0	0	0	0
	50. 16.0-19.999	0	0	0	0	0	0	0	0	0	0	0	0	0	0	0	0
	51. 20.0-24.999	0	0	0	0	0	0	0	0	0	0	0	0	0	0	0	0
	52. 25.0-32.999	0	0	0	0	0	0	0	0	0	0	0	0	0	0	0	0
	53. 33.0-42.999	0	0	0	0	0	0	0	0	0	0	0	0	0	0	0	0
	54. 43.0-54.999	0	0	0	0	0	0	0	0	0	0	0	0	0	0	0	0
	55. 55.0-69.999	0	0	0	0	0	0	0	0	0	0	0	0	0	0	0	0
	56. 70.0 PLUS	0	0	5	6	1	0	0	0	0	0	0	0	0	0	0	12
SERVICE MAINTENA NCE	57. \$0.1-15.999	0	0	0	0	0	0	0	0	0	0	0	0	0	0	0	
	58. 16.0-19.999	0	0	0	0	0	0	0	0	0	0	0	0	0	0	0	
	59. 20.0-24.999	0	0	0	0	0	0	0	0	0	0	0	0	0	0	0	
	60. 25.0-32.999	0	0	0	0	0	0	0	0	0	0	0	0	0	0	0	
	61. 33.0-42.999	0	0	0	0	0	0	0	0	0	0	0	0	0	0	0	
	62. 43.0-54.999	0	0	0	0	0	0	0	0	0	0	0	0	0	0	0	
	63. 55.0-69.999	0	0	0	0	0	0	0	0	0	0	0	0	0	0	0	
	64. 70.0 PLUS	0	0	0	0	0	0	0	0	0	0	0	0	0	0	0	
65. TOTAL FULL-TIME (LINES 1-64)	0	0	7	9	7	0	0	0	0	1	0	1	0	0	0	25	

**2. OTHER THAN FULL-TIME EMPLOYEES (Including temporary employees)**

66. OFFICIALS/ADMIN	0	0	0	0	0	0	0	0	0	0	0	0	0	0	0	0
67. PROFESSIONALS	0	0	0	0	0	0	0	0	0	0	0	0	0	0	0	0
68. TECHNICIANS	0	0	0	0	0	0	0	0	0	0	0	0	0	0	0	0
69. PROTECTIVE SERVICE	0	0	0	0	0	0	0	0	0	0	0	0	0	0	0	0
70. PARA-PROFESSIONAL	0	0	0	0	0	0	0	0	0	0	0	0	0	0	0	0
71. ADMIN SUPPORT	0	0	0	0	0	0	0	0	0	0	0	0	0	0	0	0
72. SKILLED CRAFT	0	0	0	0	0	0	0	0	0	0	0	0	0	0	0	0
73. SERVICE/MAINTENANCE	0	0	0	0	0	0	0	0	0	0	0	0	0	0	0	0

74. TOTAL OTHER THAN FULL TIME(LINES 66 - 73)	0	0	0	0	0	0	0	0	0	0	0	0	0	0	0
<b>3. NEW HIRES DURING FISCAL YEAR - Permanent full time only JULY 1 - JUNE 30</b>															

75. OFFICIALS/ADMIN	0	0	0	0	0	0	0	0	0	0	0	0	0	0	0
76. PROFESSIONALS	0	0	0	0	0	0	0	0	0	0	0	0	0	0	0
77. TECHNICIANS	0	0	0	0	0	0	0	0	0	0	0	0	0	0	0
78. PROTECTIVE SERVICE	0	0	0	0	0	0	0	0	0	0	0	0	0	0	0
79. PARA-PROFESSIONAL	0	0	0	0	0	0	0	0	0	0	0	0	0	0	0
80. ADMIN.SUPPORT	0	0	0	0	0	0	0	0	0	0	0	0	0	0	0
81. SKILLED CRAFT	0	0	0	0	0	0	0	0	0	0	0	0	0	0	0
82. SERVICE/MAINTENANCE	0	0	0	0	0	0	0	0	0	0	0	0	0	0	0
83. TOTAL NEW HIRES (LINES 75 - 82)	0	0	0	0	0	0	0	0	0	0	0	0	0	0	0


Control Number :

Function Number(s) : 12

REMARKS (List National Crime Information Center (NCIC) number assigned to any Criminal Justice Agencies whose data are included in this report)

\*\*\*LIST AGENCIES INCLUDED ON THIS FORM\*\*\*

CERTIFICATION. I certify that the information given in this report is correct and true to the best of my knowledge and was reported in accordance with accompanying instructions. (Willfully false statements on this report are punishable by law, US Code, Title 18, Section 1001.)

NAME OF PERSON TO CONTACT REGARDING THIS FORM		TITLE:
Yolanda Lewis		
ADDRESS (Number and Street, City, State, Zip Code)		TELEPHONE NUMBER extension: FAX NUMBER
DATE 2-5-18	TYPED NAME/TITLE OF AUTHORIZED OFFICIAL	SIGNATURE
E-MAIL	Antisha McCullough - EEO OFFICER	

**EQUAL EMPLOYMENT OPPORTUNITY COMMISSION  
STATE AND LOCAL GOVERNMENT INFORMATION (EEO-4)**

APPROVED BY  
OMB  
3046-0008

EXPIRES  
5/31/2018

EXCLUDE SCHOOL SYSTEMS AND EDUCATIONAL INSTITUTIONS  
(Read attached instructions prior to completing this form)

DO NOT ALTER INFORMATION PRINTED IN THIS BOX

MAIL COMPLETED  
FORM TO:

EEO-4 Reporting Center  
PO Box 8127  
Reston, VA 20195

**A. TYPE OF GOVERNMENT (Check one box only)**

1. State                      2. Country                      3. City                      4. Township                      5. Special District
6. Other (Specify) \_\_\_\_\_

**B. IDENTIFICATION**

NAME OF POLITICAL JURISDICTION (If same as label, skip to Item C)

City of Oakland

Control Number :

2. Address-- Number and Street

CITY/TOWN

COUNTY

STATE/ZIP

EEOC USE  
ONLY  
A

1 Frank Ogawa Plaza

Oakland

Alameda

CA 94612

B

**C. FUNCTION**

(Check one box to indicate the function(s) for which this form is being submitted. Data should be reported for all departments and agencies in your government covered by the function(s) indicated. If you cannot supply the data for every agency within the function(s) attach a list showing name and address of agencies whose data are not included.)

<input type="checkbox"/>	1. FINANCIAL ADMINISTRATION. Tax billing and collection, budgeting, purchasing, central accounting and similar financial administration carried on by a treasurer's, auditor's or comptroller's office and GENERAL CONTROL. Duties usually performed by boards of supervisors or commissioners, central administration offices and agencies, central personnel or planning agencies, all judicial offices and employees (judges, magistrates, bailiffs, etc.)	<input type="checkbox"/>	8. HEALTH. Provision of public health services, out-patient clinics, visiting nurses, food and sanitary inspections, mental health, alcohol rehabilitation service, etc.
<input type="checkbox"/>	2. STREETS AND HIGHWAYS. Maintenance, repair, construction and administration of streets, alleys, sidewalks, roads, highways and bridges.	<input type="checkbox"/>	9. HOUSING. Code enforcement, low rent public housing, fair housing ordinance enforcement, housing for elderly, housing rehabilitation, rent control.
<input type="checkbox"/>	3. PUBLIC WELFARE. Maintenance of homes and other institutions for the needy; administration of public assistance. (Hospitals and sanatoriums should be reported as item 7.)	<input type="checkbox"/>	10. COMMUNITY DEVELOPMENT. Planning, zoning, land development, open space, beautification, preservation.
<input type="checkbox"/>	4. POLICE PROTECTION. Duties of a police department sheriff's, constable's, coroner's office, etc., including technical and clerical employees engaged in police activities.	<input type="checkbox"/>	11. CORRECTIONS. Jails, reformatorys, detention homes, half-way houses, prisons, parole and probation activities
<input type="checkbox"/>	5. FIRE PROTECTION. Duties of the uniformed fire force and clerical employees. (Report any forest fire protection activities as item 6.)	<input type="checkbox"/>	12. UTILITIES AND TRANSPORTATION. Includes water supply, electric power, transit, gas, airports, water transportation and terminals.
<input checked="" type="checkbox"/>	6. NATURAL RESOURCES. Agriculture, forestry, forest fire protection, irrigation drainage, flood control, etc., and PARKS AND RECREATION. Provision, maintenance and operation of parks, playgrounds, swimming pools, auditoriums, museums, marinas, zoos, etc.	<input type="checkbox"/>	13. SANITATION AND SEWAGE. Street cleaning, garbage and refuse collection and disposal. Provision, maintenance and operation of sanitary and storm sewer systems and sewage disposal plants.
<input type="checkbox"/>	7. HOSPITALS AND SANATORIUMS. Operation and maintenance of institutions for inpatient medical care.	<input type="checkbox"/>	14. EMPLOYMENT SECURITY STATE GOVERNMENTS ONLY
<input type="checkbox"/>		<input type="checkbox"/>	15. OTHER (Specify on Page Four)

Control Number :

Function Number(s) : 6

**D. EMPLOYMENT DATA AS OF JUNE 30**

(Do not include elected/appointed officials. Blanks will be counted as zero)

**1. FULL-TIME EMPLOYEES (Temporary employees are not included)**

JOB CATEGORIES	ANNUAL SALARY (in thousands 000)	RACE/ETHNICITY														Total Col A-N
		HISPANIC OR LATINO		NON-HISPANIC OR LATINO								FEMALE				
				MALE												
		Male	Female	White	Black or African American	Asian	Native Hawaiian or Other Pacific Islander	American Indian or Alaska Native	Two or More Races	White	Black or African American	Asian	Native Hawaiian or Other Pacific Islander	American Indian or Alaska Native	Two or More Races	
A	B	C	D	E	F	G	H	I	J	K	L	M	N			
OFFICIALS ADMINISTRATORS	1. \$0.1-15.999	0	0	0	0	0	0	0	0	0	0	0	0	0	0	0
	2. 16.0-19.999	0	0	0	0	0	0	0	0	0	0	0	0	0	0	0
	3. 20.0-24.999	0	0	0	0	0	0	0	0	0	0	0	0	0	0	0
	4. 25.0-32.999	0	0	0	0	0	0	0	0	0	0	0	0	0	0	0
	5. 33.0-42.999	0	0	0	0	0	0	0	0	0	0	0	0	0	0	0
	6. 43.0-54.999	0	0	0	0	0	0	0	0	0	0	0	0	0	0	0
	7. 55.0-69.999	0	2	0	3	0	0	0	0	1	1	1	0	0	0	8
	8. 70.0 PLUS	0	3	4	9	1	0	0	0	4	8	1	0	0	0	30
PROFESSIONALS	9. \$0.1-15.999	0	0	0	0	0	0	0	0	0	0	0	0	0	0	0
	10. 16.0-19.999	0	0	0	0	0	0	0	0	0	0	0	0	0	0	0
	11. 20.0-24.999	0	0	0	0	0	0	0	0	0	0	0	0	0	0	0
	12. 25.0-32.999	0	0	0	0	0	0	0	0	0	0	0	0	0	0	0
	13. 33.0-42.999	0	0	0	0	0	0	0	0	0	0	0	0	0	0	0
	14. 43.0-54.999	0	0	0	0	0	0	0	0	0	0	0	0	0	0	0
	15. 55.0-69.999	0	0	0	0	0	0	0	0	0	0	0	0	0	0	0
16. 70.0 PLUS	0	1	0	2	0	0	0	0	0	0	0	0	0	0	3	
TECHNICIANS	17. \$0.1-15.999	0	0	0	0	0	0	0	0	0	0	0	0	0	0	0
	18. 16.0-19.999	0	0	0	0	0	0	0	0	0	0	0	0	0	0	0
	19. 20.0-24.999	0	0	0	0	0	0	0	0	0	0	0	0	0	0	0
	20. 25.0-32.999	0	0	0	0	0	0	0	0	0	0	0	0	0	0	0
	21. 33.0-42.999	0	0	0	0	0	0	0	0	0	0	0	0	0	0	0
	22. 43.0-54.999	0	0	0	0	0	0	0	0	0	0	0	0	0	0	0
	23. 55.0-69.999	0	0	0	0	0	0	0	0	0	0	0	0	0	0	0
	24. 70.0 PLUS	0	0	3	0	0	0	0	0	0	0	0	0	0	0	3
PROTECTIVE SERVICE	25. \$0.1-15.999	0	0	0	0	0	0	0	0	0	0	0	0	0	0	0
	26. 16.0-19.999	0	0	0	0	0	0	0	0	0	0	0	0	0	0	0
	27. 20.0-24.999	0	0	0	0	0	0	0	0	0	0	0	0	0	0	0
	28. 25.0-32.999	0	0	0	0	0	0	0	0	0	0	0	0	0	0	0
	29. 33.0-42.999	0	0	0	0	0	0	0	0	0	0	0	0	0	0	0
	30. 43.0-54.999	0	0	0	0	0	0	0	0	0	0	0	0	0	0	0
	31. 55.0-69.999	0	0	0	0	0	0	0	0	0	0	0	0	0	0	0
	32. 70.0 PLUS	0	0	0	0	0	0	0	0	0	0	0	0	0	0	0

PARA-PROF SSIONALS	33. \$0.1-15.999	0	0	0	0	0	0	0	0	0	0	0	0	0	0	0
	34. 16.0-19.999	0	0	0	0	0	0	0	0	0	0	0	0	0	0	0
	35. 20.0-24.999	0	0	0	0	0	0	0	0	0	0	0	0	0	0	0
	36. 25.0-32.999	0	0	0	0	0	0	0	0	0	0	0	0	0	0	0
	37. 33.0-42.999	0	0	0	0	0	0	0	0	0	0	0	0	0	0	0
	38. 43.0-54.999	0	0	0	0	0	0	0	0	0	0	0	0	0	0	0
	39. 55.0-69.999	0	0	0	0	0	0	0	0	0	0	0	0	0	0	0
	40. 70.0 PLUS	0	0	0	0	0	0	0	0	0	0	0	0	0	0	0
ADMINISTR ATIVE SUPPORT	41. \$0.1-15.999	0	0	0	0	0	0	0	0	0	0	0	0	0	0	0
	42. 16.0-19.999	0	0	0	0	0	0	0	0	0	0	0	0	0	0	0
	43. 20.0-24.999	0	0	0	0	0	0	0	0	0	0	0	0	0	0	0
	44. 25.0-32.999	0	0	0	0	0	0	0	0	0	0	0	0	0	0	0
	45. 33.0-42.999	0	0	0	0	0	0	0	0	0	0	0	0	0	0	0
	46. 43.0-54.999	0	0	0	0	0	0	0	0	0	0	0	0	0	0	0
	47. 55.0-69.999	0	0	0	0	0	0	0	0	0	0	0	0	0	0	0
	48. 70.0 PLUS	0	0	0	0	0	0	0	0	0	0	0	0	0	0	0

Control Number :

Function Number(s) : 6

**D. EMPLOYMENT DATA AS OF JUNE 30**

(Do not include elected/appointed officials. Blanks will be counted as zero)

**1. FULL-TIME EMPLOYEES (Temporary employees are not included)**

JOB CATEGORIES	ANNUAL SALARY (In thousands 000)	RACE/ETHNICITY														Total Col A-N	
		HISPANIC OR LATINO		NON-HISPANIC OR LATINO							FEMALE						
		Male	Female	MALE							White	Black or African American	Asian	Native Hawaiian or Other Pacific Islander	American Indian or Alaska Native		Two or More Races
				White	Black or African American	Asian	Native Hawaiian or Other Pacific Islander	American Indian or Alaska Native	Two or More Races								
A	B	C	D	E	F	G	H	I	J	K	L	M	N				
SKILLED CR AFT	49. \$0.1-15.999	0	0	0	0	0	0	0	0	0	0	0	0	0	0	0	
	50. 16.0-19.999	0	0	0	0	0	0	0	0	0	0	0	0	0	0	0	
	51. 20.0-24.999	0	0	0	0	0	0	0	0	0	0	0	0	0	0	0	
	52. 25.0-32.999	0	0	0	0	0	0	0	0	0	0	0	0	0	0	0	
	53. 33.0-42.999	0	0	0	0	0	0	0	0	0	0	0	0	0	0	0	
	54. 43.0-54.999	0	0	0	0	0	0	0	0	0	0	0	0	0	0	0	
	55. 55.0-69.999	0	0	1	1	0	0	0	0	0	0	0	0	0	0	2	
	56. 70.0 PLUS	0	0	0	3	0	0	0	0	0	0	0	0	0	0	3	
SERVICE MAINTENA NCE	57. \$0.1-15.999	0	0	0	0	0	0	0	0	0	0	0	0	0	0	0	
	58. 16.0-19.999	0	0	0	0	0	0	0	0	0	0	0	0	0	0	0	
	59. 20.0-24.999	0	0	0	0	0	0	0	0	0	0	0	0	0	0	0	
	60. 25.0-32.999	0	0	0	0	0	0	0	0	0	0	0	0	0	0	0	
	61. 33.0-42.999	0	0	0	0	0	0	0	0	0	0	0	0	0	0	0	
	62. 43.0-54.999	3	0	1	4	1	0	0	0	0	0	0	0	0	0	9	
	63. 55.0-69.999	4	0	4	11	0	0	0	0	0	2	0	0	0	0	21	
	64. 70.0 PLUS	0	0	0	0	0	0	0	0	0	0	0	0	0	0	0	
65. TOTAL FULL-TIME (LINES 1-64)	7	6	13	33	2	0	0	0	4	11	2	1	0	0	79		

**2. OTHER THAN FULL-TIME EMPLOYEES (Including temporary employees)**

66. OFFICIALS/ADMIN	0	0	0	0	0	0	0	0	0	0	0	0	0	0	0	0
67. PROFESSIONALS	10	10	27	61	4	2	0	0	43	41	7	1	1	0	207	
68. TECHNICIANS	2	4	4	7	1	0	0	0	2	1	1	0	0	0	22	
69. PROTECTIVE SERVICE	10	9	10	16	13	0	0	0	16	19	5	0	0	0	98	
70. PARA-PROFESSIONAL	15	27	26	99	13	3	0	0	22	123	28	1	0	0	357	
71. ADMIN.SUPPORT	22	37	35	92	30	1	0	0	27	98	32	3	0	0	377	
72. SKILLED CRAFT	0	0	0	0	0	0	0	0	0	0	0	0	0	0	0	
73. SERVICE/MAINTENANCE	11	1	6	32	1	1	0	0	0	5	0	0	0	0	57	



74. TOTAL OTHER THAN FULL TIME (LINES 66 - 73)	70	88	108	307	62	7	0	0	110	287	73	5	1	0	1118
--	----	----	-----	-----	----	---	---	---	-----	-----	----	---	---	---	------

**3. NEW HIRES DURING FISCAL YEAR - Permanent full time only JULY 1 - JUNE 30**

75. OFFICIALS/ADMIN	0	0	0	0	0	0	0	0	0	0	0	0	0	0	0
76. PROFESSIONALS	0	0	0	0	0	0	0	0	0	0	0	0	0	0	0
77. TECHNICIANS	0	0	0	0	0	0	0	0	0	0	0	0	0	0	0
78. PROTECTIVE SERVICE	0	0	0	0	0	0	0	0	0	0	0	0	0	0	0
79. PARA-PROFESSIONAL	0	0	0	0	0	0	0	0	0	0	0	0	0	0	0
80. ADMIN.SUPPORT	0	0	0	0	0	0	0	0	0	0	0	0	0	0	0
81. SKILLED CRAFT	0	0	0	0	0	0	0	0	0	0	0	0	0	0	0
82. SERVICE/MAINTENANCE	1	0	0	0	0	0	0	0	0	0	0	0	0	0	1
83. TOTAL NEW HIRES (LINES 75 - 82)	1	0	0	0	0	0	0	0	0	0	0	0	0	0	1

Control Number :

Function Number(s) : 6

REMARKS (List National Crime Information Center (NCIC) number assigned to any Criminal Justice Agencies whose data are included in this report)

\*\*\*LIST AGENCIES INCLUDED ON THIS FORM\*\*\*

CERTIFICATION. I certify that the information given in this report is correct and true to the best of my knowledge and was reported in accordance with accompanying instructions. (Willfully false statements on this report are punishable by law, US Code, Title 18, Section 1001.)

NAME OF PERSON TO CONTACT REGARDING THIS FORM

Yolanda Lewis

TITLE:

ADDRESS (Number and Street, City, State, Zip Code)

TELEPHONE NUMBER

extension:

FAX NUMBER

DATE 2-5-18

E-MAIL

TYPED NAME/TITLE OF AUTHORIZED OFFICIAL

Antisha McCullough - EEO Officer

SIGNATURE

*Antisha McCullough*

**EQUAL EMPLOYMENT OPPORTUNITY COMMISSION  
STATE AND LOCAL GOVERNMENT INFORMATION (EEO-4)**

APPROVED BY  
OMB  
3046-0008

EXPIRES  
5/31/2018

EXCLUDE SCHOOL SYSTEMS AND EDUCATIONAL INSTITUTIONS  
(Read attached instructions prior to completing this form)

DO NOT ALTER INFORMATION PRINTED IN THIS BOX

MAIL COMPLETED  
FORM TO:

EEO-4 Reporting Center  
PO Box 8127  
Reston, VA 20195

**A. TYPE OF GOVERNMENT (Check one box only)**

1. State                      2. Country                      3. City                      4. Township                      5. Special District
6. Other (Specify) \_\_\_\_\_

**B. IDENTIFICATION**

NAME OF POLITICAL JURISDICTION (If same as label, skip to Item C)

City of Oakland

Control Number :

2. Address-- Number and Street

1 Frank Ogawa Plaza

CITY/TOWN

Oakland

COUNTY

Alameda

STATE/ZIP

CA 94612

EEOC USE  
ONLY  
A

B

**C. FUNCTION**

(Check one box to indicate the function(s) for which this form is being submitted. Data should be reported for all departments and agencies in your government covered by the function(s) indicated. If you cannot supply the data for every agency within the function(s) attach a list showing name and address of agencies whose data are not included.)

<input type="checkbox"/>	1. FINANCIAL ADMINISTRATION. Tax billing and collection, budgeting, purchasing, central accounting and similar financial administration carried on by a treasurer's, auditor's or comptroller's office and GENERAL CONTROL. Duties usually performed by boards of supervisors or commissioners, central administration offices and agencies, central personnel or planning agencies, all judicial offices and employees (judges, magistrates, bailiffs, etc.)	<input type="checkbox"/>	8. HEALTH. Provision of public health services, out-patient clinics, visiting nurses, food and sanitary inspections, mental health, alcohol rehabilitation service, etc.
<input type="checkbox"/>	2. STREETS AND HIGHWAYS. Maintenance, repair, construction and administration of streets, alleys, sidewalks, roads, highways and bridges.	<input type="checkbox"/>	9. HOUSING. Code enforcement, low rent public housing, fair housing ordinance enforcement, housing for elderly, housing rehabilitation, rent control.
<input type="checkbox"/>	3. PUBLIC WELFARE. Maintenance of homes and other institutions for the needy; administration of public assistance. (Hospitals and sanatoriums should be reported as item 7.)	<input type="checkbox"/>	10. COMMUNITY DEVELOPMENT. Planning, zoning, land development, open space, beautification, preservation.
<input checked="" type="checkbox"/>	4. POLICE PROTECTION. Duties of a police department sheriff's, constable's, coroner's office, etc., including technical and clerical employees engaged in police activities.	<input type="checkbox"/>	11. CORRECTIONS. Jails, reformatories, detention homes, half-way houses, prisons, parole and probation activities
<input type="checkbox"/>	5. FIRE PROTECTION. Duties of the uniformed fire force and clerical employees. (Report any forest fire protection activities as item 6.)	<input type="checkbox"/>	12. UTILITIES AND TRANSPORTATION. Includes water supply, electric power, transit, gas, airports, water transportation and terminals.
<input type="checkbox"/>	6. NATURAL RESOURCES. Agriculture, forestry, forest fire protection, irrigation drainage, flood control, etc., and PARKS AND RECREATION. Provision, maintenance and operation of parks, playgrounds, swimming pools, auditoriums, museums, marinas, zoos, etc.	<input type="checkbox"/>	13. SANITATION AND SEWAGE. Street cleaning, garbage and refuse collection and disposal. Provision, maintenance and operation of sanitary and storm sewer systems and sewage disposal plants.
<input type="checkbox"/>	7. HOSPITALS AND SANATORIUMS. Operation and maintenance of institutions for inpatient medical care.	<input type="checkbox"/>	14. EMPLOYMENT SECURITY STATE GOVERNMENT'S ONLY
<input type="checkbox"/>		<input type="checkbox"/>	15. OTHER (Specify on Page Four)

Control Number :

Function Number(s) : 4

**D. EMPLOYMENT DATA AS OF JUNE 30**

(Do not include elected/appointed officials. Blanks will be counted as zero)

**1. FULL-TIME EMPLOYEES (Temporary employees are not included)**

JOB CATEGORIES	ANNUAL SALARY (in thousands 000)	RACE/ETHNICITY														Total Col A-N	
		HISPANIC OR LATINO		NON-HISPANIC OR LATINO													
		Male	Female	MALE							FEMALE						
				White	Black or African American	Asian	Native Hawaiian or Other Pacific Islander	American Indian or Alaska Native	Two or More Races	White	Black or African American	Asian	Native Hawaiian or Other Pacific Islander	American Indian or Alaska Native	Two or More Races		
A	B	C	D	E	F	G	H	I	J	K	L	M	N				
OFFICIALS ADMINISTRATORS	1. \$0.1-15.999	0	0	0	0	0	0	0	0	0	0	0	0	0	0	0	
	2. 16.0-19.999	0	0	0	0	0	0	0	0	0	0	0	0	0	0	0	
	3. 20.0-24.999	0	0	0	0	0	0	0	0	0	0	0	0	0	0	0	
	4. 25.0-32.999	0	0	0	0	0	0	0	0	0	0	0	0	0	0	0	
	5. 33.0-42.999	0	0	0	0	0	0	0	0	0	0	0	0	0	0	0	
	6. 43.0-54.999	0	0	0	0	0	0	0	0	0	0	0	0	0	0	0	
	7. 55.0-69.999	0	0	0	0	0	0	0	0	0	0	0	0	0	0	0	
	8. 70.0 PLUS	1	1	1	1	0	0	0	0	2	10	1	0	0	0	17	
PROFESSIONALS	9. \$0.1-15.999	0	0	0	0	0	0	0	0	0	0	0	0	0	0	0	
	10. 16.0-19.999	0	0	0	0	0	0	0	0	0	0	0	0	0	0	0	
	11. 20.0-24.999	0	0	0	0	0	0	0	0	0	0	0	0	0	0	0	
	12. 25.0-32.999	0	0	0	0	0	0	0	0	0	0	0	0	0	0	0	
	13. 33.0-42.999	0	0	0	0	0	0	0	0	0	0	0	0	0	0	0	
	14. 43.0-54.999	0	0	0	0	0	0	0	0	0	0	0	0	0	0	0	
	15. 55.0-69.999	0	0	0	0	1	0	0	0	0	0	1	0	0	0	2	
16. 70.0 PLUS	0	3	3	0	2	1	0	0	18	10	5	0	0	0	42		
TECHNICIANS	17. \$0.1-15.999	0	0	0	0	0	0	0	0	0	0	0	0	0	0	0	
	18. 16.0-19.999	0	0	0	0	0	0	0	0	0	0	0	0	0	0	0	
	19. 20.0-24.999	0	0	0	0	0	0	0	0	0	0	0	0	0	0	0	
	20. 25.0-32.999	0	0	0	0	0	0	0	0	0	0	0	0	0	0	0	
	21. 33.0-42.999	0	0	0	0	0	0	0	0	0	0	0	0	0	0	0	
	22. 43.0-54.999	0	0	0	0	0	0	0	0	0	0	0	0	0	0	0	
	23. 55.0-69.999	0	1	0	0	0	0	0	0	0	3	1	0	0	0	5	
	24. 70.0 PLUS	2	19	2	0	3	0	0	0	8	22	3	1	0	0	60	
PROTECTIVE SERVICE	25. \$0.1-15.999	0	0	0	0	0	0	0	0	0	0	0	0	0	0	0	
	26. 16.0-19.999	0	0	0	0	0	0	0	0	0	0	0	0	0	0	0	
	27. 20.0-24.999	0	0	0	0	0	0	0	0	0	0	0	0	0	0	0	
	28. 25.0-32.999	0	0	0	0	0	0	0	0	0	0	0	0	0	0	0	
	29. 33.0-42.999	0	0	0	0	0	0	0	0	0	0	0	0	0	0	0	
	30. 43.0-54.999	1	0	1	0	0	1	0	0	0	0	0	0	0	0	3	
	31. 55.0-69.999	1	1	0	0	3	0	0	0	3	3	2	1	1	0	15	
	32. 70.0 PLUS	0	2	3	2	1	0	0	0	8	4	2	0	0	0	22	

PARA-PROF SSIONALS	33. \$0.1-15.999	0	0	0	0	0	0	0	0	0	0	0	0	0	0	0
	34. 16.0-19.999	0	0	0	0	0	0	0	0	0	0	0	0	0	0	0
	35. 20.0-24.999	0	0	0	0	0	0	0	0	0	0	0	0	0	0	0
	36. 25.0-32.999	0	0	0	0	0	0	0	0	0	0	0	0	0	0	0
	37. 33.0-42.999	0	0	0	0	0	0	0	0	0	1	0	0	0	0	1
	38. 43.0-54.999	0	0	0	0	0	0	0	0	5	19	4	0	0	0	56
	39. 55.0-69.999	7	3	4	5	9	0	0	0	0	0	0	0	0	0	0
	40. 70.0 PLUS	0	0	0	0	0	0	0	0	0	0	0	0	0	0	0
ADMINISTR ATIVE SUPPORT	41. \$0.1-15.999	0	0	0	0	0	0	0	0	0	0	0	0	0	0	0
	42. 16.0-19.999	0	0	0	0	0	0	0	0	0	0	0	0	0	0	0
	43. 20.0-24.999	0	0	0	0	0	0	0	0	0	0	0	0	0	0	0
	44. 25.0-32.999	0	0	0	0	0	0	0	0	0	0	0	0	0	0	0
	45. 33.0-42.999	0	0	0	0	0	0	0	0	0	0	0	0	0	0	0
	46. 43.0-54.999	1	2	1	0	2	0	0	0	0	2	8	0	0	0	16
	47. 55.0-69.999	2	5	1	0	2	0	0	0	1	15	9	0	0	0	35
	48. 70.0 PLUS	0	0	0	0	0	0	0	0	0	0	0	0	0	0	0

Control Number :

Function Number(s) : 4

**D. EMPLOYMENT DATA AS OF JUNE 30**

(Do not include elected/appointed officials. Blanks will be counted as zero)

**1. FULL-TIME EMPLOYEES (Temporary employees are not included)**

JOB CATEGORIES	ANNUAL SALARY (In thousands 000)	RACE/ETHNICITY														Total Col A-N					
		HISPANIC OR LATINO		MALE							NON-HISPANIC OR LATINO						FEMALE				
		Male	Female	White	Black or African American	Asian	Native Hawaiian or Other Pacific Islander	American Indian or Alaska Native	Two or More Races	White	Black or African American	Asian	Native Hawaiian or Other Pacific Islander	American Indian or Alaska Native	Two or More Races						
		A	B	C	D	E	F	G	H	I	J	K	L	M	N						
SKILLED AFT	49. \$0.1-15.999	0	0	0	0	0	0	0	0	0	0	0	0	0	0	0					
	50. 16.0-19.999	0	0	0	0	0	0	0	0	0	0	0	0	0	0	0					
	51. 20.0-24.999	0	0	0	0	0	0	0	0	0	0	0	0	0	0	0					
	52. 25.0-32.999	0	0	0	0	0	0	0	0	0	0	0	0	0	0	0					
	53. 33.0-42.999	0	0	0	0	0	0	0	0	0	0	0	0	0	0	0					
	54. 43.0-54.999	0	0	0	0	0	0	0	0	0	0	0	0	0	0	0					
	55. 55.0-69.999	0	0	0	0	0	0	0	0	0	0	0	0	0	0	0					
	56. 70.0 PLUS	0	0	0	0	0	0	0	0	0	0	0	0	0	0	0					
SERVICE MAINTENA NCE	57. \$0.1-15.999	0	0	0	0	0	0	0	0	0	0	0	0	0	0	0					
	58. 16.0-19.999	0	0	0	0	0	0	0	0	0	0	0	0	0	0	0					
	59. 20.0-24.999	0	0	0	0	0	0	0	0	0	0	0	0	0	0	0					
	60. 25.0-32.999	0	0	0	0	0	0	0	0	0	0	0	0	0	0	0					
	61. 33.0-42.999	0	1	0	0	0	0	0	0	0	1	0	0	0	0	2					
	62. 43.0-54.999	0	2	1	0	0	0	0	0	1	0	0	0	0	0	4					
	63. 55.0-69.999	0	0	0	0	0	0	0	0	0	0	0	0	0	0	0					
	64. 70.0 PLUS	0	0	0	0	0	0	0	0	0	0	0	0	0	0	0					
65. TOTAL FULL-TIME (LINES 1-64)		15	40	17	8	23	2	0	0	46	90	36	2	1	0	280					

**2. OTHER THAN FULL-TIME EMPLOYEES (Including temporary employees)**

66. OFFICIALS/ADMIN	1	0	1	1	0	0	0	0	1	1	0	0	0	0	0	5
67. PROFESSIONALS	2	1	8	10	0	1	0	0	3	1	0	0	0	0	0	26
68. TECHNICIANS	23	0	51	18	11	1	0	0	5	4	2	0	0	0	0	115
69. PROTECTIVE SERVICE	144	32	211	90	101	19	5	1	32	19	8	2	1	0	0	665
70. PARA-PROFESSIONAL	0	0	0	0	0	0	0	0	0	0	0	0	0	0	0	0
71. ADMIN.SUPPORT	0	0	0	0	0	0	0	0	0	0	0	0	0	0	0	0
72. SKILLED CRAFT	0	0	0	0	0	0	0	0	0	0	0	0	0	0	0	0
73. SERVICE/MAINTENANCE	2	3	0	11	7	0	0	0	1	22	5	0	0	0	0	51

74. TOTAL OTHER THAN FULL TIME (LINES 66 - 73)	172	36	271	130	119	21	5	1	42	47	15	2	1	0	862
<b>3. NEW HIRES DURING FISCAL YEAR - Permanent full time only JULY 1 - JUNE 30</b>															

75. OFFICIALS/ADMIN	0	1	0	0	0	0	0	0	0	0	0	0	0	0	0	1
76. PROFESSIONALS	0	0	1	0	1	0	0	0	1	0	0	0	0	0	0	3
77. TECHNICIANS	0	0	0	0	0	0	0	0	0	5	1	0	0	0	0	6
78. PROTECTIVE SERVICE	0	0	0	0	0	0	0	0	0	0	0	0	0	0	0	0
79. PARA-PROFESSIONAL	0	0	0	0	0	0	0	0	0	0	0	0	0	0	0	0
80. ADMIN.SUPPORT	1	0	1	0	0	0	0	0	0	1	2	0	0	0	0	5
81. SKILLED CRAFT	0	0	0	0	0	0	0	0	0	0	0	0	0	0	0	0
82. SERVICE/MAINTENANCE	0	1	1	0	0	0	0	0	0	0	0	0	0	0	0	2
83. TOTAL NEW HIRES (LINES 75 - 82)	1	2	3	0	1	0	0	0	1	6	3	0	0	0	0	17

Control Number :

Function Number(s) : 4

REMARKS (List National Crime Information Center (NCIC) number assigned to any Criminal Justice Agencies whose data are included in this report)

\*\*\*LIST AGENCIES INCLUDED ON THIS FORM\*\*\*

CERTIFICATION. I certify that the information given in this report is correct and true to the best of my knowledge and was reported in accordance with accompanying instructions. (Willfully false statements on this report are punishable by law, US Code, Title 18, Section 1001.)

NAME OF PERSON TO CONTACT REGARDING THIS FORM		TITLE:
Yolanda Lewis		
ADDRESS (Number and Street, City, State, Zip Code)		TELEPHONE NUMBER extension: FAX NUMBER
DATE 2-5-18	TYPED NAME/TITLE OF AUTHORIZED OFFICIAL	SIGNATURE
E-MAIL	Artisha McCullough - EEO officer	