
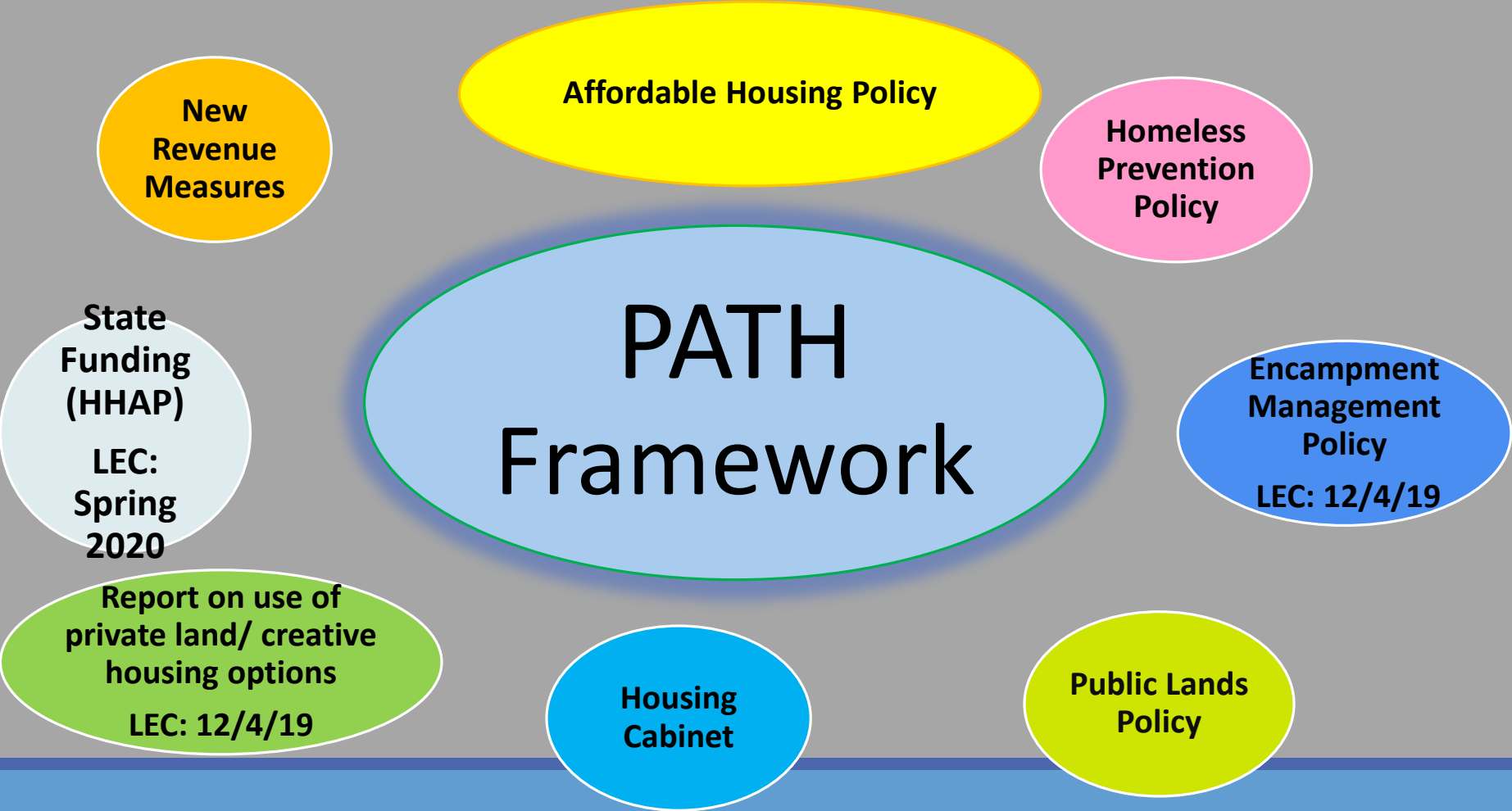

PATH Framework

LEC 12-4-19



PATH Framework In Context Within Oakland

Homelessness Should Be Rare, Brief, & Non Recurring



What PATH Framework Does

Provides a framework for addressing homelessness across the full spectrum of services from prevention and intervention to solutions/housing.

Clearly identifies the scale and scope of the investments needed to make substantial change in the current crisis.

Seeks to align all stakeholders on the importance of investing across the spectrum of services and in setting ambitious measurable goals.

Points to the absolute need to increase revenues

Informs policy makers about what to advocate for from federal, state, county, and private funding partners

What the PATH Framework Does Not Do

Does not set goals aligned with current resources which would be inadequate. The goals are aspirational but not unachievable.

It does not prioritize one aspect of the spectrum of services over another but proposes investments across the spectrum of services..

It does not seek to resolve critical public lands or encampment policies – those discussions are addressed elsewhere – but it does point to the importance of these policies informing the interventions described.

Inherent Values

Racial equity must be central to every homelessness intervention, as African American Oaklanders suffer disproportionately.

Housing is the solution to homelessness and, as a result, every emergency intervention or bed should have a robust housing exit attached.

Compassion and basic health and hygiene are critical for providing human dignity even when housing is not available.

Interventions must balance the needs of both sheltered and unsheltered communities.

Regional alignment and partnerships both private/ public and across governments are critical to success.

Drivers Of Homelessness In Oakland

Structural racism

Insufficient controls on the rental housing market that create vulnerability and housing instability for tenants

Insufficient housing units that are affordable to households with the lowest incomes, including particularly those whose incomes are below 20% of Area Median Income (AMI)

Systemic barriers that often prevent residents who are returning home from incarceration from living with family members and/or accessing both public and private rental housing and employment opportunities

Inadequate pay and benefits for many of the jobs that are available in the community, and insufficient access to quality employment opportunities that pay wages that meet the cost of housing

Framework Development

- ❖ **Aligned with national best practices in addressing homelessness and aligned with the County's Everyone Home Plan**
- ❖ **Responsive to the specific needs of Oaklanders. The plan uses Oakland specific data and is reflective of the needs within this community.**
- ❖ **Involved input and review from variety of stakeholders: City and County elected officials, Oakland Housing Authority , City departments, people experiencing homelessness, county partners, philanthropic partners, community/neighborhood leaders, homeless advocates, service providers**

Current Discussion

- **Overview of PATH Framework**
- **Background on current City homelessness funding**
- **Making Decisions on Interventions**
- **Recommended Policy Priorities**

Current situation of escalating crisis and limited resources means we must make tough decisions about how to prioritize in the short term moving forward

PATH Framework Goal: Fewer People in Oakland Experience Homelessness

Close Racial Disparities in entries to and exits from homelessness

Fewer People Become Homeless

Maintain, Improve, Increase Crisis Response Beds

Rehouse People Quickly

Increase and Stabilize Income

Address Impacts Of Unsheltered Homelessness

Deeply Affordable and Supportive Housing

Prevention

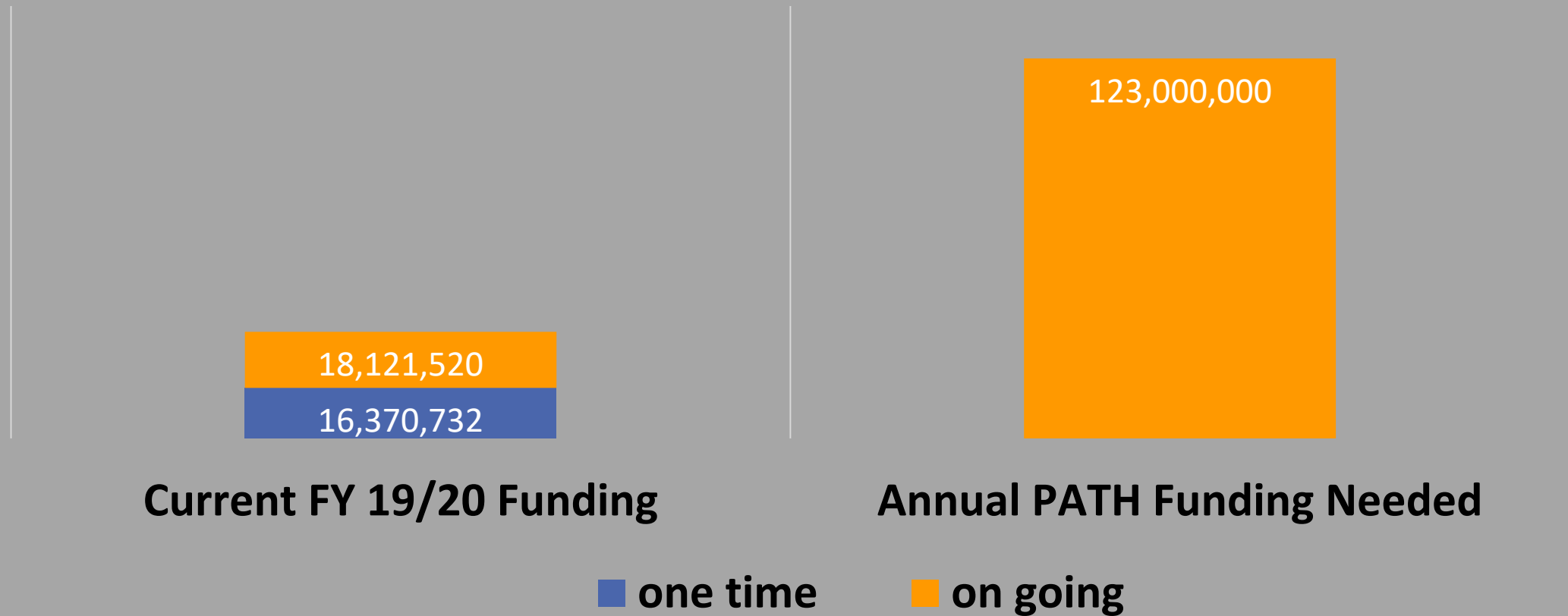
Intervention

Housing

Full PATH Framework

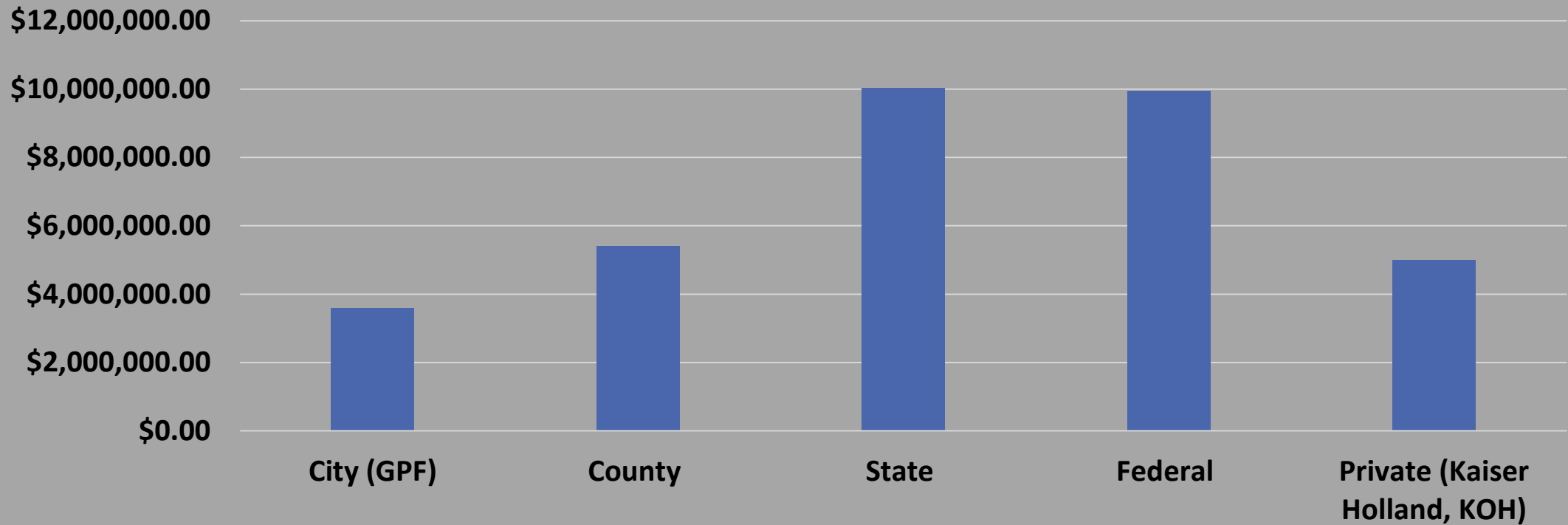
- **Outlines: range of strategies, scale of intervention, level of investments**
- **Costs If Fully Implemented: \$123M/year plus \$220M in one time capital costs**
- **Leads to Outcomes Such as:**
 - ❖ **No families with children sleeping outdoors, in cars, or other places not meant for human habitation**
 - ❖ **Dramatic reductions in the number of people who are unsheltered**
 - ❖ **Elimination of disparities by race in permanent housing outcomes**

Current Funding vs PATH Funding Needed



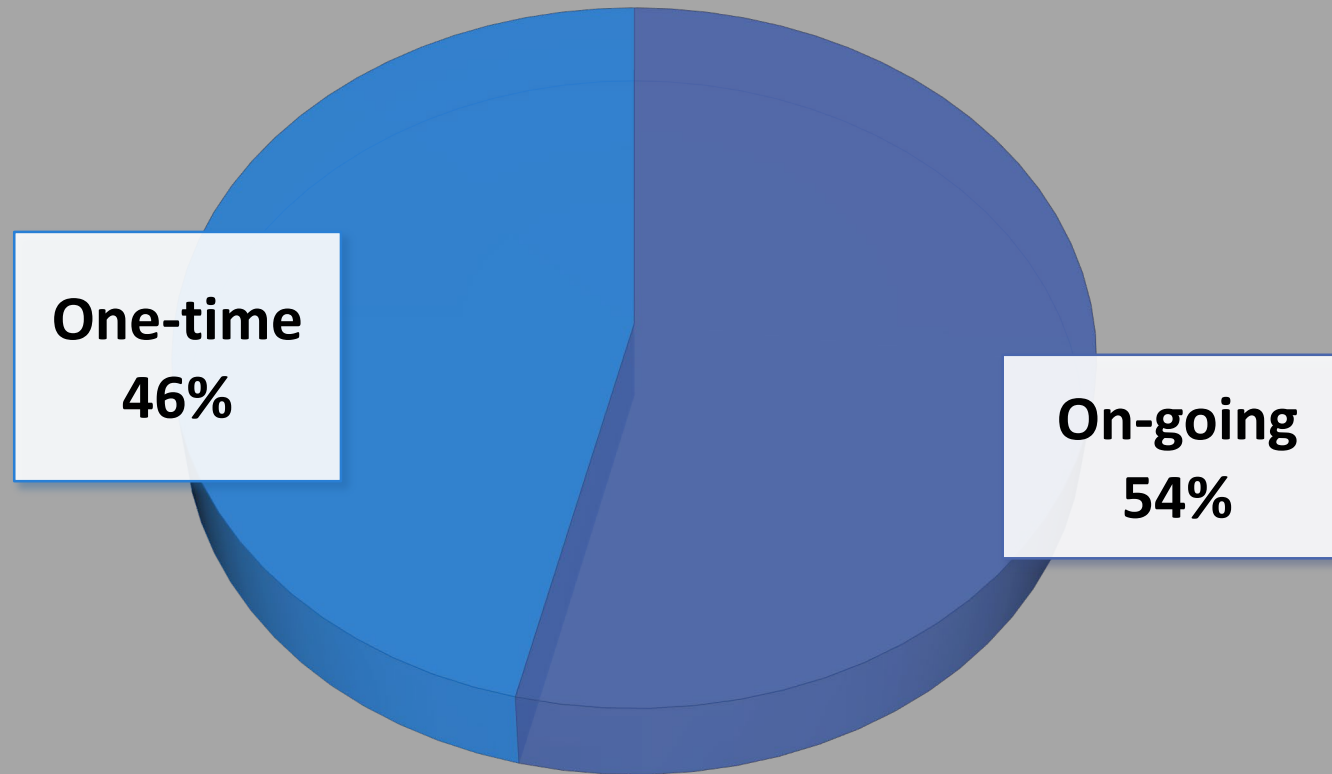
Background

Funding Sources for Addressing Homelessness In Oakland FY 2019-20 (Total \$34M)*



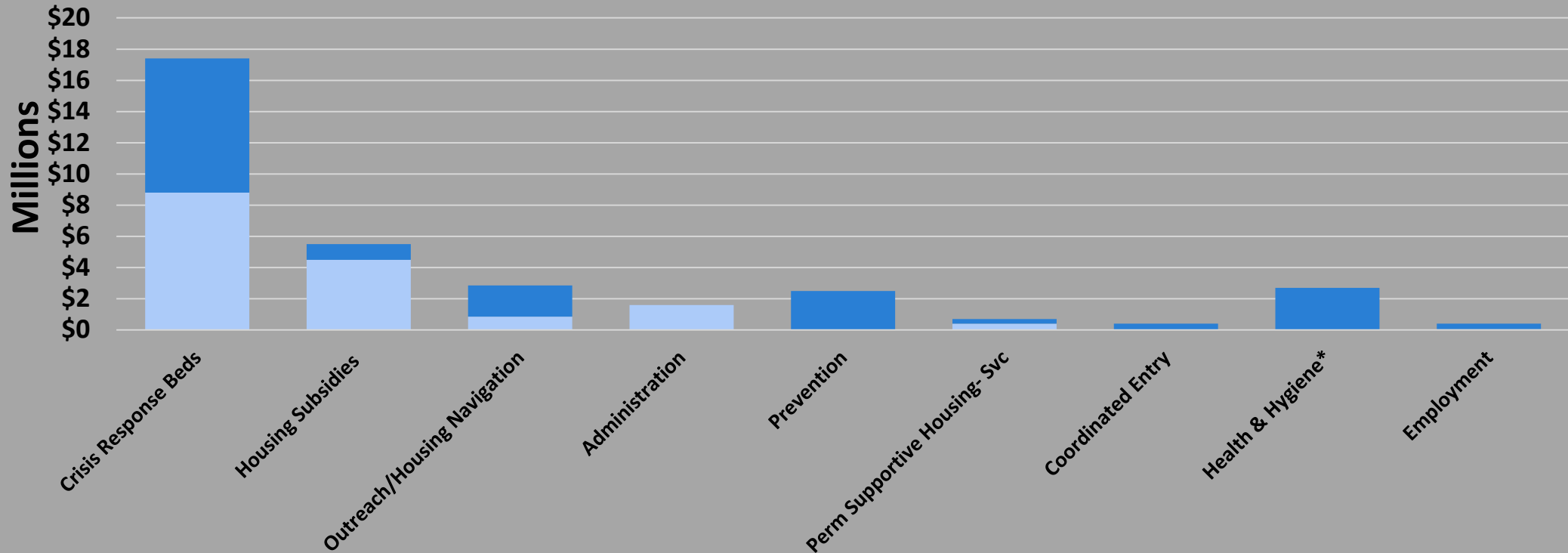
*Includes City controlled resources and coordinated private dollars such as Keep Oakland Housed.

FY 2019-20 ONE-TIME VS. ON-GOING FUNDING FOR ON-GOING HOMELESSNESS OPERATIONS



Current Funding Allocations

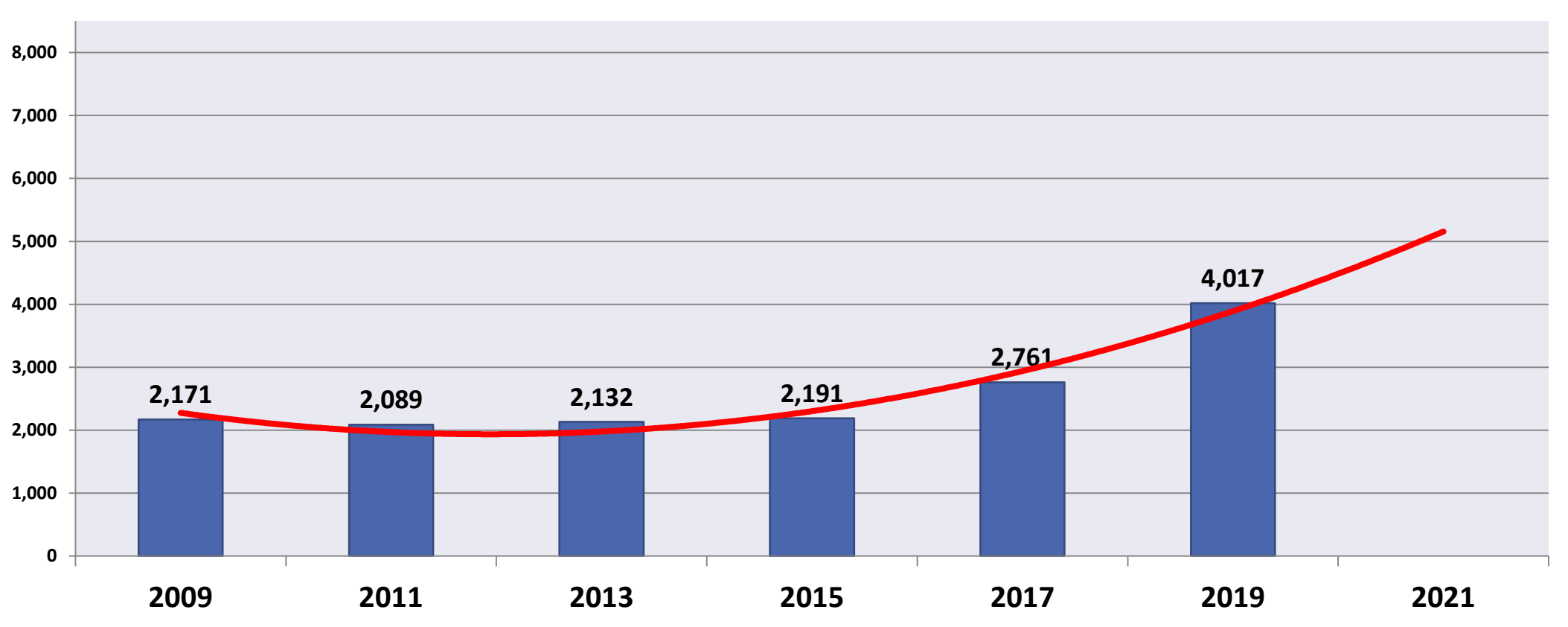
FY 19/20 Homeless Funding By Service Type



*includes Police and Public Works

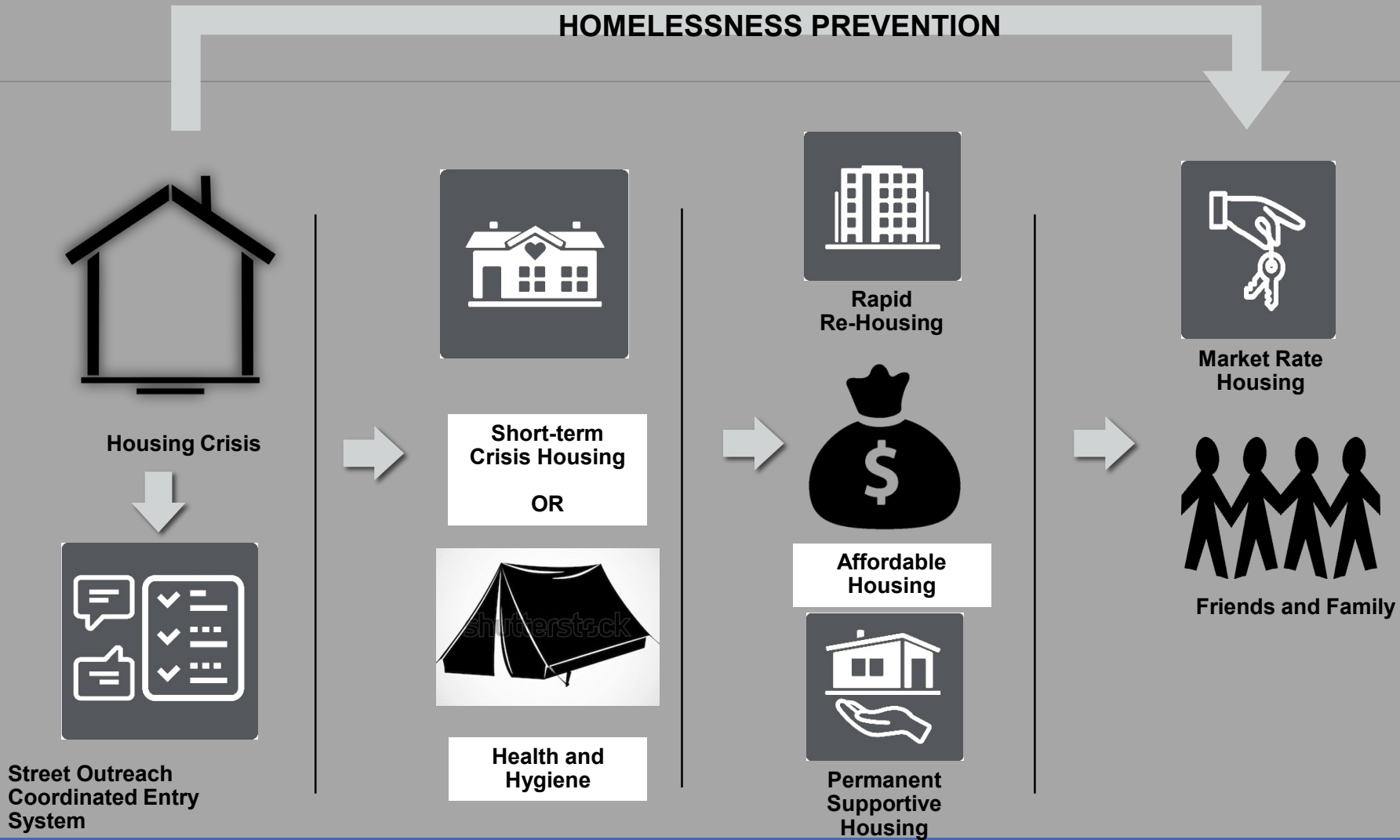


Oakland Homelessness Trend By Point In Time Counts



Making Funding Decisions

Many Components to a Homeless Response System



Many Pathways Out Of Homelessness



Many Pathways Out Of Homelessness



Housing Crisis



Street Outreach



Health and
Hygiene

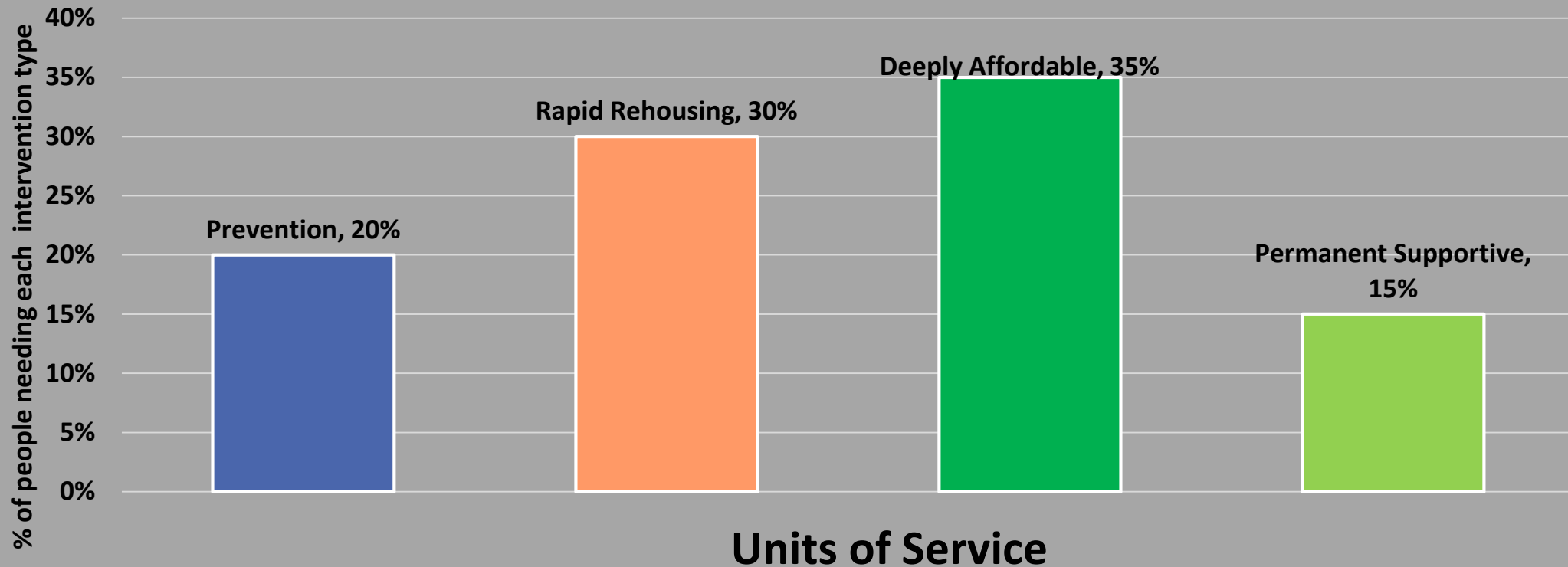


Rapid
Re-Housing

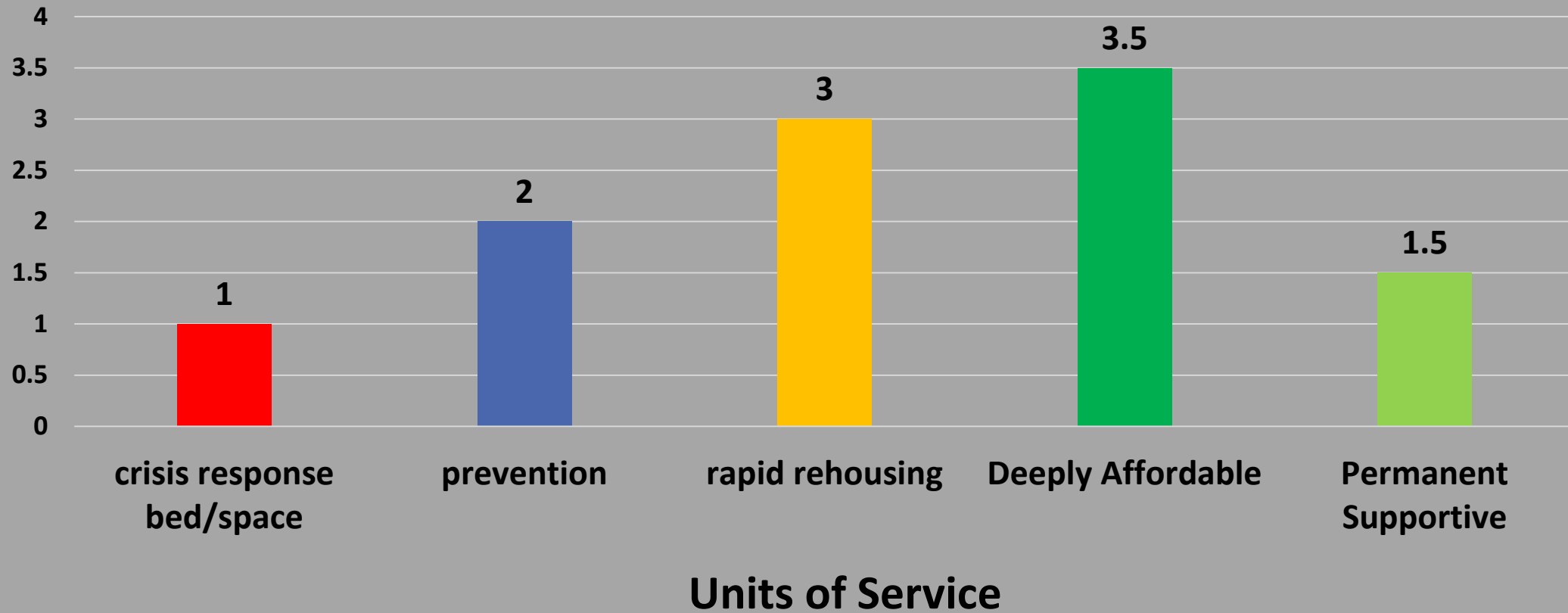


Market Rate
Housing

System Modeling: How Much Of Which Interventions Are Needed



Funding Decisions: FUTURE Balanced Service Allocation Ratio



Policy Priorities

MAINTAIN WHAT WE HAVE

IMPROVE EFFECTIVENESS OF WHAT WE HAVE

ADD STRATEGICALLY



Maintain Targeted Homeless Prevention

TARGETED HOMELESS PREVENTION				
		FY 19/20	FY 20/21	FY 21/22
Households most at risk of homelessness	700 households/year	\$2.5M	\$2.5M FUNDED	\$2.5M UNFUNDED
Total UNFUNDED				\$2.5M

Maintain Existing Beds/Spaces

MAINTAIN EXISTING BEDS/SPACES				
		FY 19/20	FY 20/21	FY 21/22
Brick and mortar (e.g. Holland, SVdP, Family shelter)	245 beds	\$4M	\$2.5M UNFUNDED	\$4M UNFUNDED
Community Cabins	232 beds	\$5.1M	\$3M FUNDED \$2.1M UNFUNDED	\$5.1M UNFUNDED
Safe Parking	215 people	\$1.3M	\$300,000 FUNDED \$2M UNFUNDED	\$2.3M UNFUNDED
TOTAL UNFUNDED			\$6.6M	\$11.4M

Improving Exits From Existing Beds/Spaces

Improving Exits From Existing Beds/Spaces				
		FY 19/20	FY 20/21	FY 21/22
200 existing beds	200 beds	\$0	\$1.6M UNFUNDED	\$1.6M UNFUNDED
Total UNFUNDED			\$1.6M	\$1.6M

Improve Housing Success: Increase and Sustain Income

INCREASE AND SUSTAIN INCOME				
		FY 19/20	FY 20/21	FY 21/22
Low barrier work opportunities	60 people	\$350,000	\$1.5M FUNDED	\$.5M UNFUNDED
Employment Specialists	N/A	\$0	\$330,000 UNFUNDED	\$.5M UNFUNDED
TOTAL UNFUNDED			\$330,000	\$1M

Racial Equity Evaluation And Capacity Building

RACIAL EQUITY EVALUATION AND CAPACITY BUILDING				
		FY 19/20	FY 20/21	FY 21/22
Equity Evaluation	N/A	\$0	\$.6M UNFUNDED	\$.6M UNFUNDED
TOTAL UNFUNDED			\$.6M	\$.6M

Maintain and Improve Health and Hygiene Interventions

HEALTH AND HYGIENE INTERVENTIONS				
		FY 19/20	FY 20/21	FY 21/22
Portable toilets, wash stations, mobile showers, OPD, PW crews	22 sites	\$2,700,000**	\$2.4 FUNDED \$.6 UNFUNDED	\$2M FUNDED \$1M UNFUNDED
Total UNFUNDED			\$.6M	\$1M

**Includes \$2M for police and public works crews funded across all 3 fiscal years.

FY19/21 Recommended Budget Policy Priorities

- **Preserve the capacity of the current system – emergency beds/spaces, health & hygiene, prevention.**
- **Improve efficiency of existing beds by supporting housing focused exit resources**
- **Improve program evaluation and data analysis (using data disaggregated by race) to eliminate racial disparities in service delivery and outcomes**
- **Improve housing outcomes by supporting strategies to increase and sustain incomes.**
- **Improve health and hygiene interventions with drinking water and more frequent showers**
- **Focus new prevention dollars on those most likely to be homeless.**

Additional Policies for Consideration

All new prevention/anti displacement funding above current levels be used for targeted homeless prevention- people most likely to become homeless

Work towards setting a policy goal to dedicate 40% of funding for affordable housing in Oakland to create deeply affordable housing for people experiencing homelessness with incomes below 20% AMI*.

Provide clarity and policy direction about the use of public lands and buildings for the purpose of addressing homelessness and affordable housing.

Explore regulatory changes to allow manufactured homes and residential use of RVs (and other mobile home/Tiny home) on private land in Oakland.

Develop a regional approach to managing RV dwellers including aligned policies on parking regulations, permitting, paid parking options, and determining proof of residency for prioritization of resources

Support county revenue measure for homelessness and ensure funding uses reflect PATH Framework and Funding Priorities (to ensure the development of extremely low income and PSH units), as well as maximizes coordination.