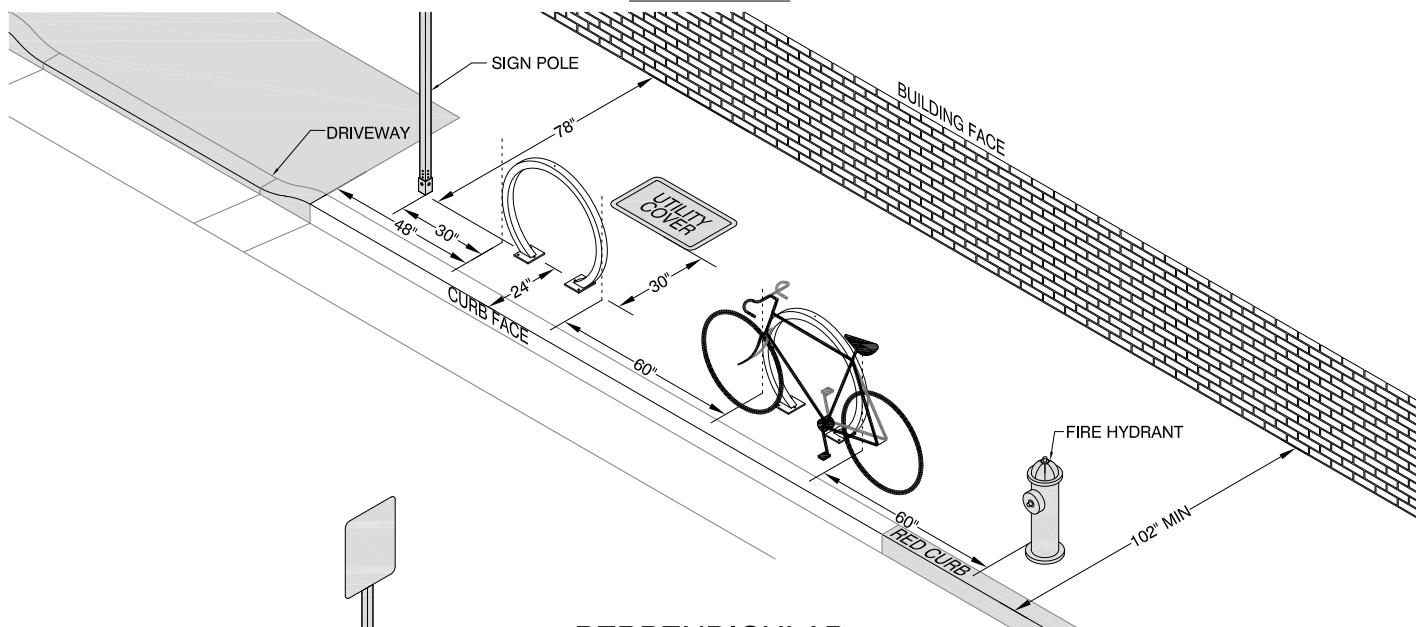
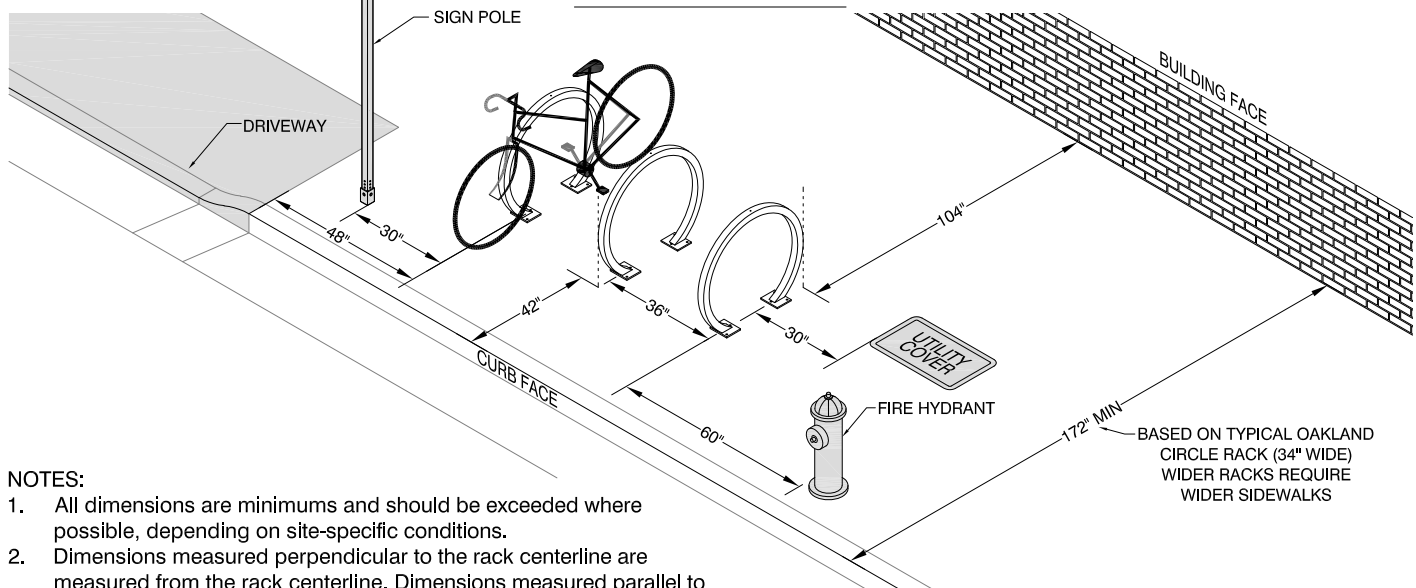


### PARALLEL



### PERPENDICULAR

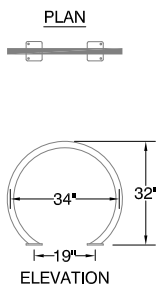


**NOTES:**

1. All dimensions are minimums and should be exceeded where possible, depending on site-specific conditions.
2. Dimensions measured perpendicular to the rack centerline are measured from the rack centerline. Dimensions measured parallel to the rack centerline are measured from the nearest edge of the rack.

BASED ON TYPICAL OAKLAND  
CIRCLE RACK (34" WIDE)  
WIDER RACKS REQUIRE  
WIDER SIDEWALKS

**OAKLAND CIRCLE RACK**



Minimum Setback Distance	Obstruction Type
24" (parallel) 50" (perpendicular)	Curb face, building face (if rack is sited adjacent)
30"	Light pole, newspaper rack, sign pole, USPS mailbox, tree well, street furniture, trash can, surface hardware (PG&E, cable grates, etc.)
48"	Curb ramp, crosswalk, white/yellow loading zone, storm drain inlet, BART entrance, blue zone (disabled parking), driveway, AC transit red zone or shelter
60"	Fire hydrant



**CITY OF OAKLAND**

DEPARTMENT OF TRANSPORTATION  
BICYCLE & PEDESTRIAN PROGRAM  
250 FRANK H. OGAWA PLAZA, SUITE 4344 \* OAKLAND CA, 94612  
(510) 238-3466 \* FAX (510) 238-7415

**TYPICAL CIRCLE RACK  
LAYOUTS:  
PARALLEL / PERPENDICULAR  
SHEET 3 OF 6**

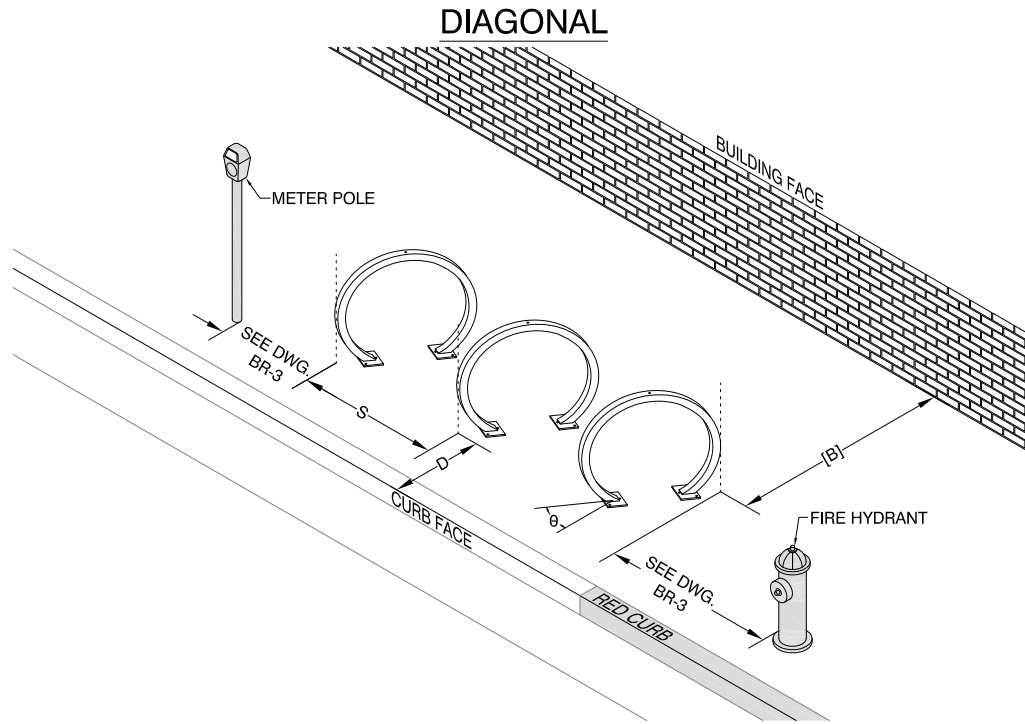
**BICYCLE RACK  
GUIDELINES**

SCALE: NOT TO  
SCALE

DWG. NO.

BR-3

DATE: FEB 2018



**NOTES:**

1. See dwg. BR-3 for required setbacks from obstructions.
2. All dimensions are minimums and should be exceeded where possible, depending on site-specific conditions.
3. Dimensions measured perpendicular to the rack centerline are measured from the rack centerline. Dimensions at other angles, including parallel to the rack centerline, are measured from the nearest edge of the rack.
4. Rack spacing (S) is measured parallel to the face of curb and from the same location on each rack.

**Spacing Guidance for Circle Racks**  
(34" rack width, 24" x 94" parked bike footprint)

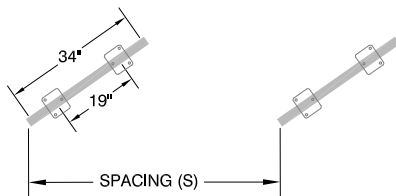
$\theta$  = Rack orientation angle, in degrees from perpendicular to face of curb  
 $S^*$  = Rack spacing, in inches  
 $D$  = Minimum distance from face of curb, in inches  
 $B$  = Minimum width to provide 66" sidewalk clear, outside of bicycle footprint

\* The recommended spacing (S) for racks installed at angles of up to 65° maintains 36" spacing between racks, as measured perpendicular to the rack. At angles greater than 65°, the recommended spacing maintains a minimum of 60" between racks, like in parallel installations.

**Typical**

$\theta$	$S^*$	D	B
15°	37"	41"	95"
25°	40"	40"	94"
35°	44"	39"	93"
45°	51"	37"	91"
55°	63"	34"	88"
65°	85"	32"	86"
75°	94"	29"	83"
85°		26"	80"

**OAKLAND CIRCLE RACKS**



**CITY OF OAKLAND**

DEPARTMENT OF TRANSPORTATION  
 BICYCLE & PEDESTRIAN PROGRAM  
 250 FRANK H. OGAWA PLAZA, SUITE 4344 \* OAKLAND CA, 94612  
 (510) 238-3466 \* FAX (510) 238-7415

**TYPICAL LAYOUTS:  
 CIRCLE RACK  
 SHEET 4 OF 6**

**BICYCLE RACK  
 GUIDELINES**

SCALE: NOT TO  
 SCALE

DWG. NO.

BR-4

DATE: FEB 2018