REDISTRICTING PARTNERS

# City of Oakland

Draft Plan K with Neighborhoods

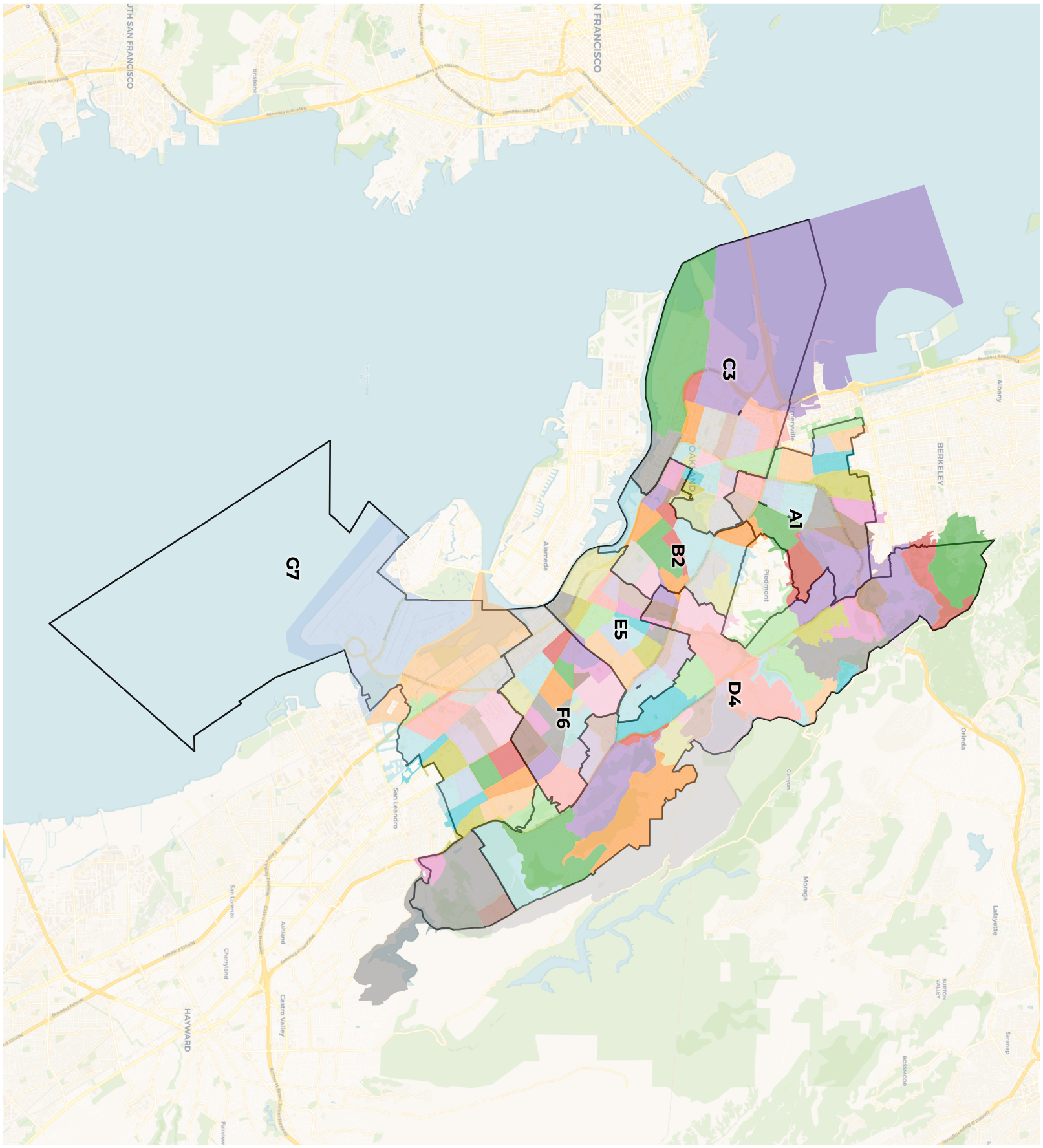

REDISTRICTING PARTNERS

# City of Oakland

Draft Plan K with Neighborhoods

## 2020 Census

| | A1 | B2 | C3 | D4 | E5 | F6 | G7 |
|---|---|---|---|---|---|---|---|
| Population | 62,959 | 63,200 | 63,004 | 62,213 | 64,009 | 63,685 | 62,821 |
| Deviation | -168 | 73 | -123 | -914 | 882 | 558 | -306 |
| Deviation % | -0.3% | 0.1% | -0.2% | -1.4% | 1.4% | 0.9% | -0.5% |
| Other | 37,008 | 22,257 | 25,172 | 36,938 | 13,022 | 10,854 | 7,178 |
| Other % | 58.8% | 35.2% | 40.0% | 59.4% | 20.3% | 17.0% | 11.4% |
| Latino | 7,630 | 11,037 | 10,550 | 7,229 | 27,668 | 28,953 | 33,956 |
| Latino % | 12.1% | 17.5% | 16.7% | 11.6% | 43.2% | 45.5% | 54.1% |
| Asian | 7,506 | 21,339 | 10,457 | 9,754 | 13,332 | 4,100 | 3,432 |
| Asian % | 11.9% | 33.8% | 16.6% | 15.7% | 20.8% | 6.4% | 5.5% |
| Black | 10,815 | 8,567 | 16,825 | 8,292 | 9,987 | 19,778 | 18,255 |
| Black % | 17.2% | 13.6% | 26.7% | 13.3% | 15.6% | 31.1% | 29.1% |

## Citizen Voting Age Population (CVAP)

| | A1 | B2 | C3 | D4 | E5 | F6 | G7 |
|---|---|---|---|---|---|---|---|
| Total CVAP | 48,130 | 42,859 | 41,648 | 46,928 | 35,838 | 33,922 | 31,439 |
| Other CVAP | 29,714 | 17,318 | 18,066 | 29,949 | 9,411 | 6,270 | 5,055 |
| Other CVAP % | 61.7% | 40.4% | 43.4% | 63.8% | 26.3% | 18.5% | 16.1% |
| Latino CVAP | 4,183 | 4,608 | 4,407 | 3,448 | 9,323 | 8,197 | 8,992 |
| Latino CVAP % | 8.7% | 10.8% | 10.6% | 7.3% | 26.0% | 24.2% | 28.6% |
| Asian CVAP | 5,292 | 13,780 | 5,870 | 7,150 | 9,216 | 3,082 | 1,785 |
| Asian CVAP % | 11.0% | 32.2% | 14.1% | 15.2% | 25.7% | 9.1% | 5.7% |
| Black CVAP | 8,940 | 7,153 | 13,305 | 6,382 | 7,888 | 16,372 | 15,606 |
| Black CVAP % | 18.6% | 16.7% | 31.9% | 13.6% | 22.0% | 48.3% | 49.6% |

REDISTRICTING PARTNERS

# City of Oakland

Draft Plan K with Neighborhoods

## District A1

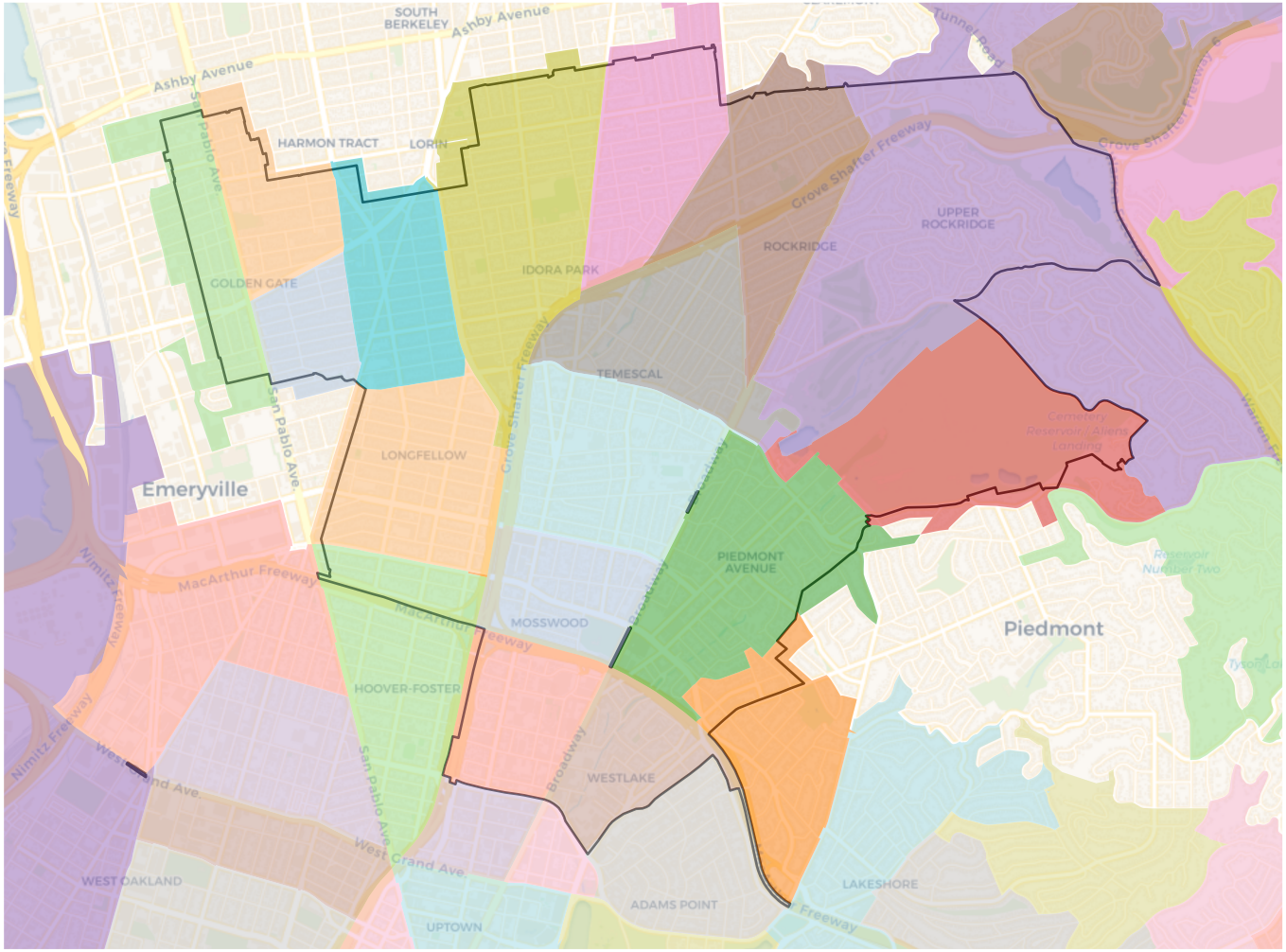


## 2020 Census

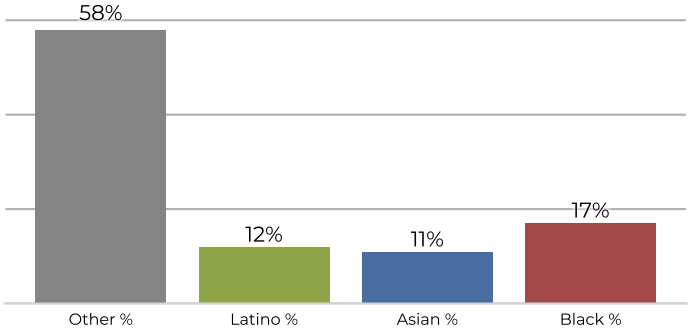


## Citizen Voting Age Population

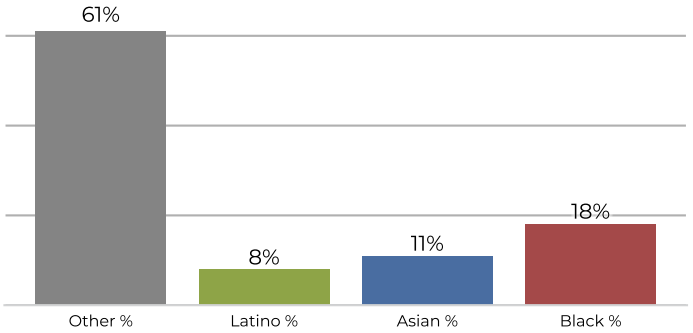


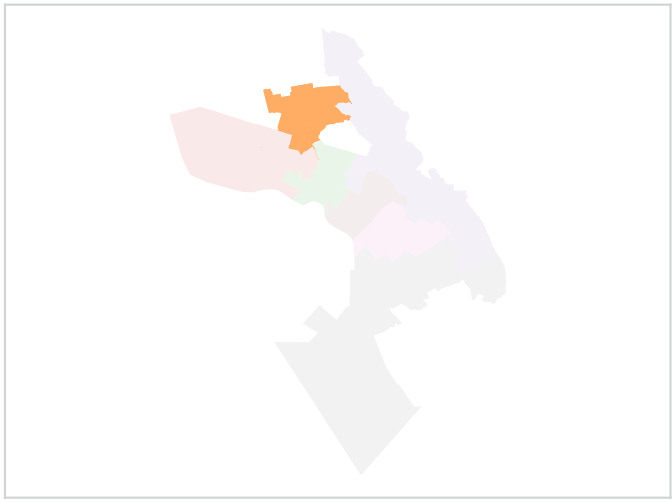

| Population | Deviation | Deviation % | Other | Other % | Latino | Latino % | Asian | Asian % | Black | Black % |
|---|---|---|---|---|---|---|---|---|---|---|
| 62,959 | -168 | -0.3% | 37,008 | 58.8% | 7,630 | 12.1% | 7,506 | 11.9% | 10,815 | 17.2% |

| Total CVAP | Other CVAP | Other CVAP % | Latino CVAP | Latino CVAP % | Asian CVAP | Asian CVAP % | Black CVAP | Black CVAP % |
|---|---|---|---|---|---|---|---|---|
| 48,130 | 29,714 | 61.7% | 4,183 | 8.7% | 5,292 | 11.0% | 8,940 | 18.6% |

REDISTRICTING PARTNERS

# City of Oakland

Draft Plan K with Neighborhoods

## District B2

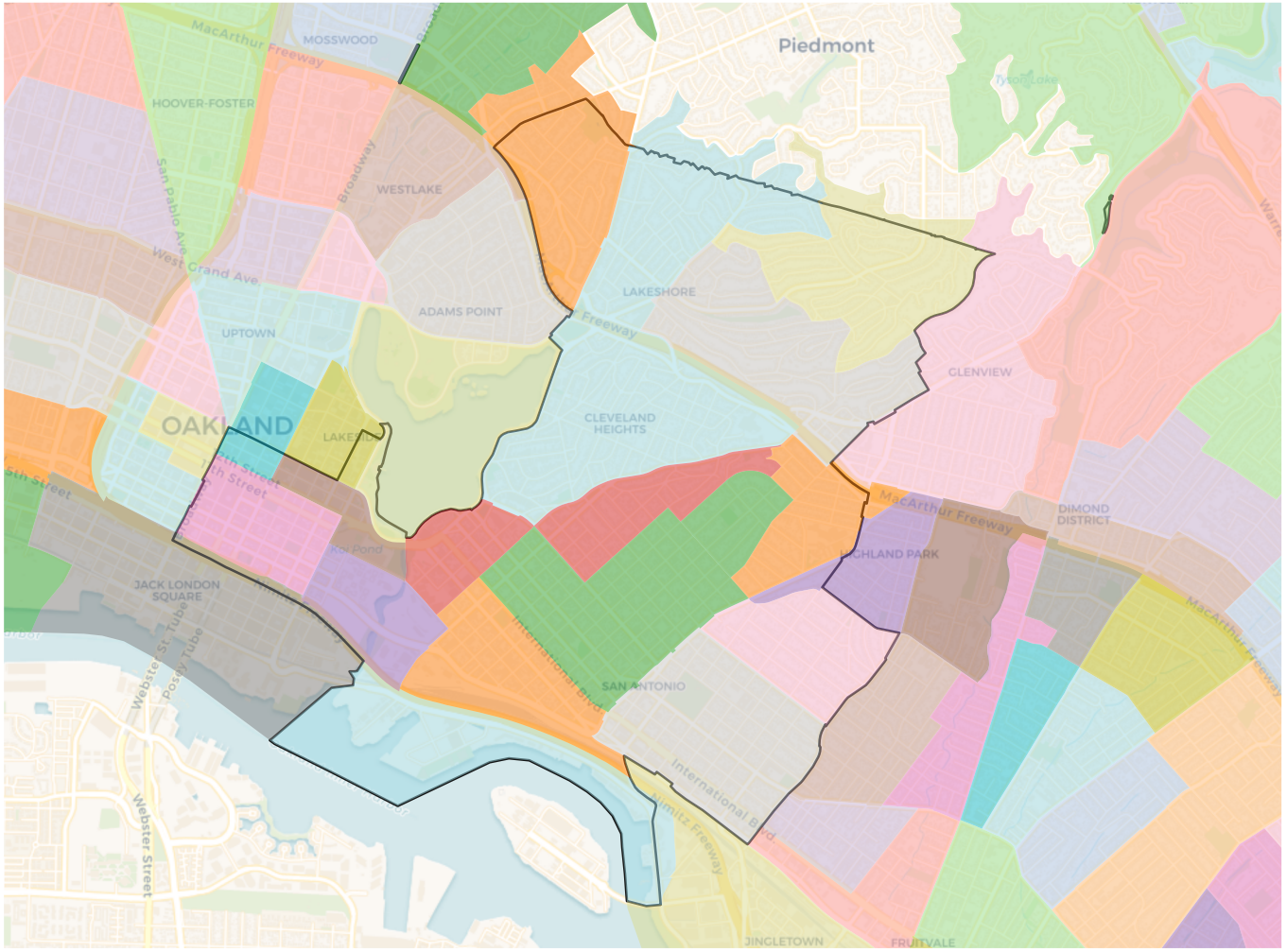


## 2020 Census

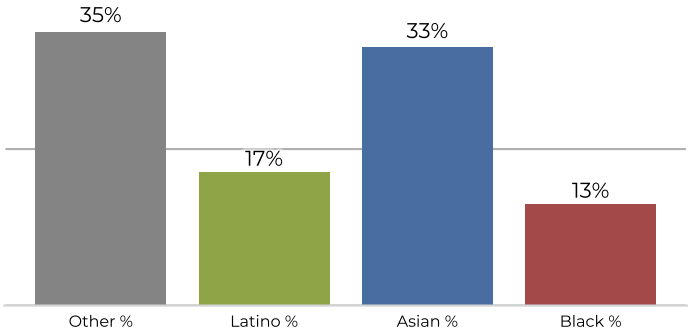


## Citizen Voting Age Population

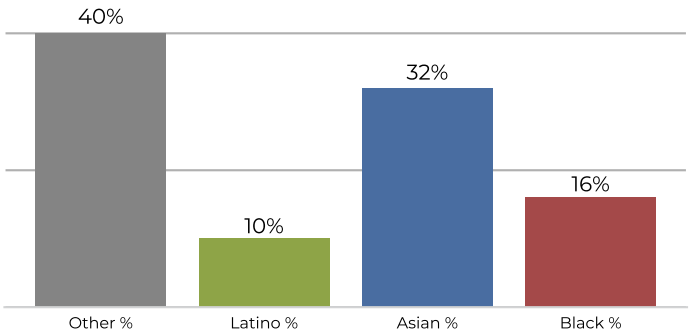


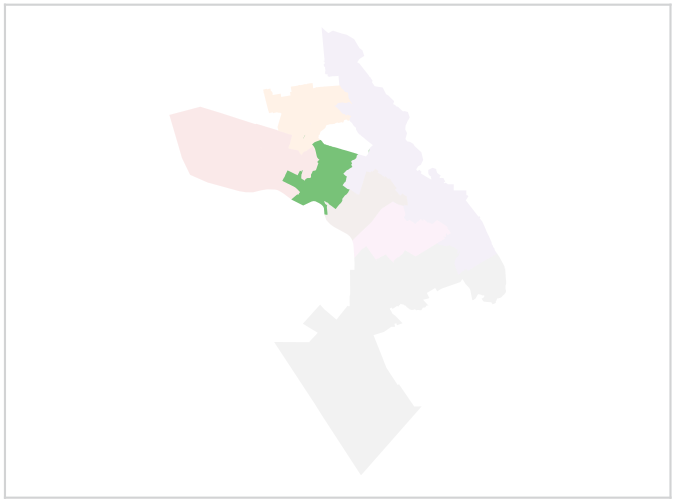

| Population | Deviation | Deviation % | Other | Other % | Latino | Latino % | Asian | Asian % | Black | Black % |
|---|---|---|---|---|---|---|---|---|---|---|
| 63,200 | 73 | 0.1% | 22,257 | 35.2% | 11,037 | 17.5% | 21,339 | 33.8% | 8,567 | 13.6% |

| Total CVAP | Other CVAP | Other CVAP % | Latino CVAP | Latino CVAP % | Asian CVAP | Asian CVAP % | Black CVAP | Black CVAP % |
|---|---|---|---|---|---|---|---|---|
| 42,859 | 17,318 | 40.4% | 4,608 | 10.8% | 13,780 | 32.2% | 7,153 | 16.7% |

REDISTRICTING PARTNERS

# City of Oakland

Draft Plan K with Neighborhoods

## District C3

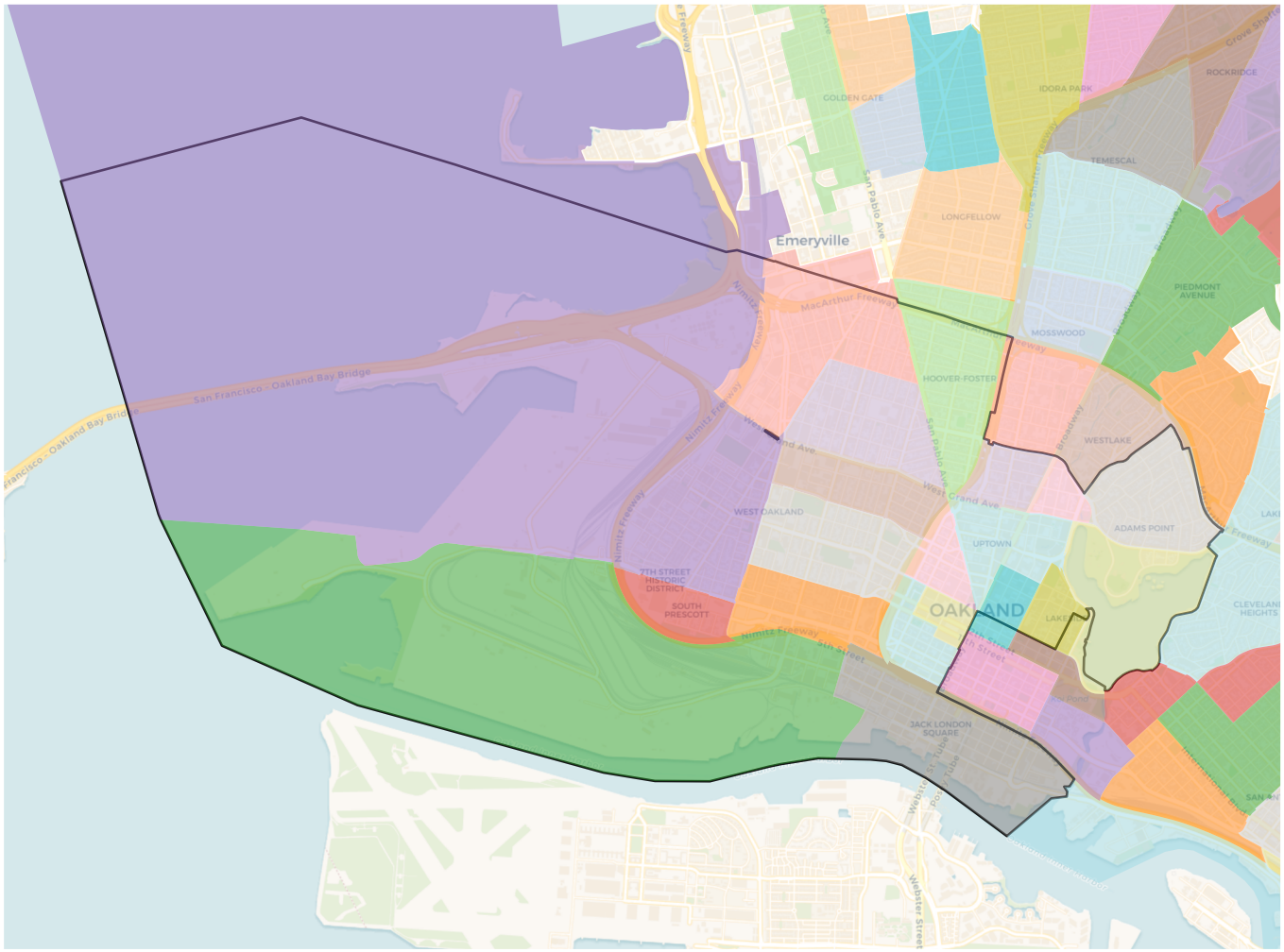


## 2020 Census

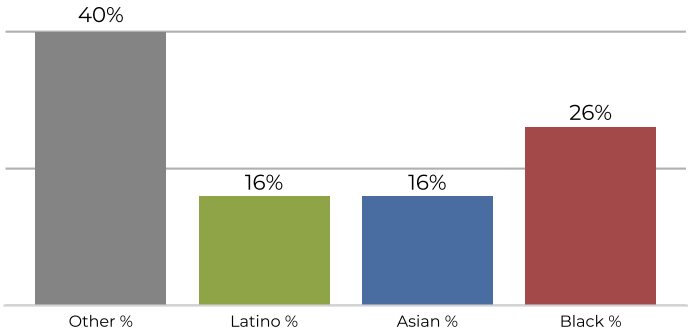


## Citizen Voting Age Population

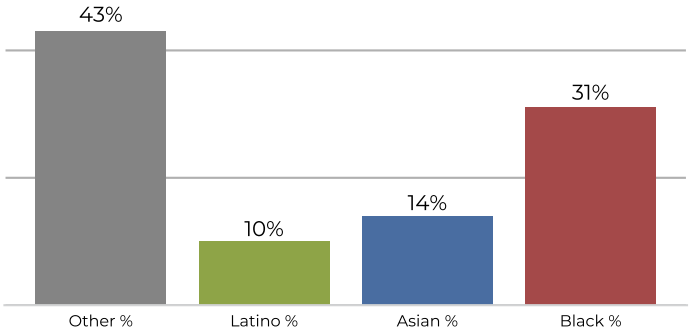


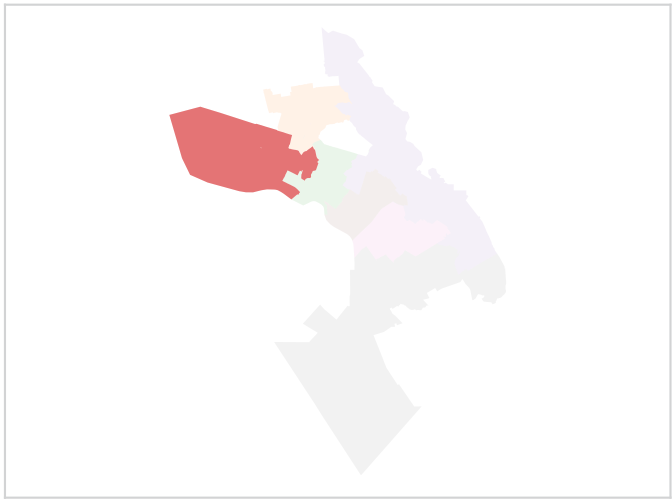

| Population | Deviation | Deviation % | Other | Other % | Latino | Latino % | Asian | Asian % | Black | Black % |
|---|---|---|---|---|---|---|---|---|---|---|
| 63,004 | -123 | -0.2% | 25,172 | 40.0% | 10,550 | 16.7% | 10,457 | 16.6% | 16,825 | 26.7% |

| Total CVAP | Other CVAP | Other CVAP % | Latino CVAP | Latino CVAP % | Asian CVAP | Asian CVAP % | Black CVAP | Black CVAP % |
|---|---|---|---|---|---|---|---|---|
| 41,648 | 18,066 | 43.4% | 4,407 | 10.6% | 5,870 | 14.1% | 13,305 | 31.9% |

REDISTRICTING PARTNERS

# City of Oakland

Draft Plan K with Neighborhoods

## District D4

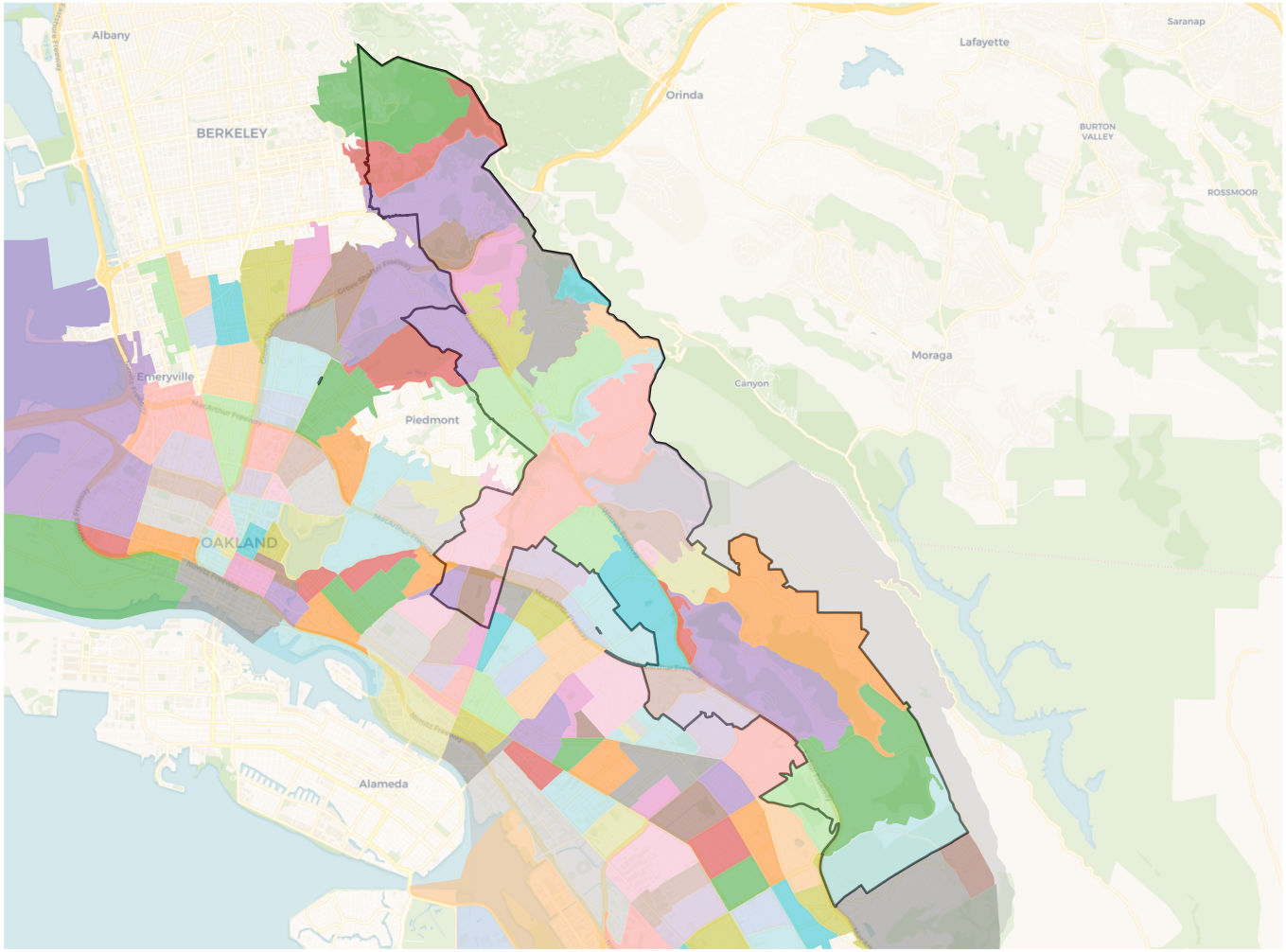


## 2020 Census

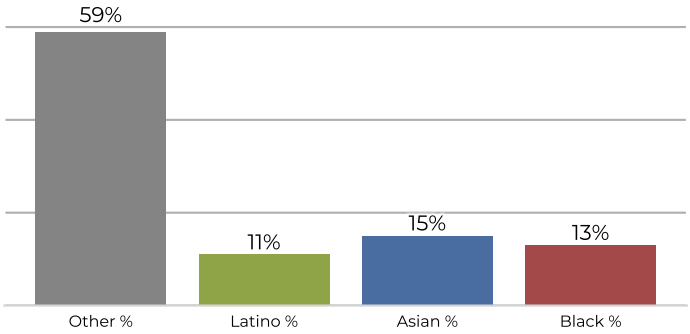


## Citizen Voting Age Population

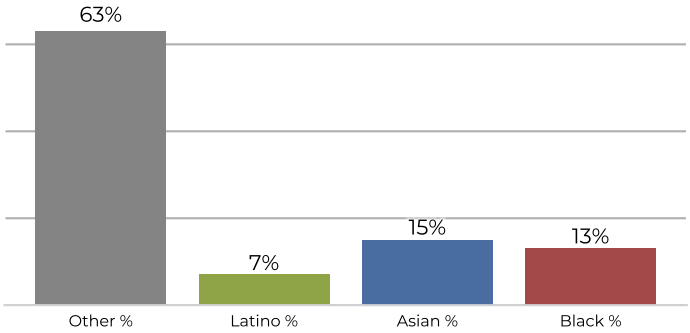


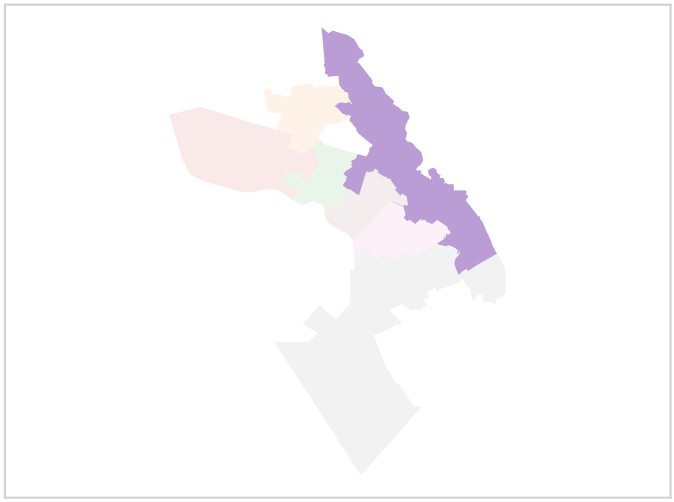

| Population | Deviation | Deviation % | Other | Other % | Latino | Latino % | Asian | Asian % | Black | Black % |
|---|---|---|---|---|---|---|---|---|---|---|
| 62,213 | -914 | -1.4% | 36,938 | 59.4% | 7,229 | 11.6% | 9,754 | 15.7% | 8,292 | 13.3% |

| Total CVAP | Other CVAP | Other CVAP % | Latino CVAP | Latino CVAP % | Asian CVAP | Asian CVAP % | Black CVAP | Black CVAP % |
|---|---|---|---|---|---|---|---|---|
| 46,928 | 29,949 | 63.8% | 3,448 | 7.3% | 7,150 | 15.2% | 6,382 | 13.6% |

REDISTRICTING PARTNERS

# City of Oakland

Draft Plan K with Neighborhoods

## District E5

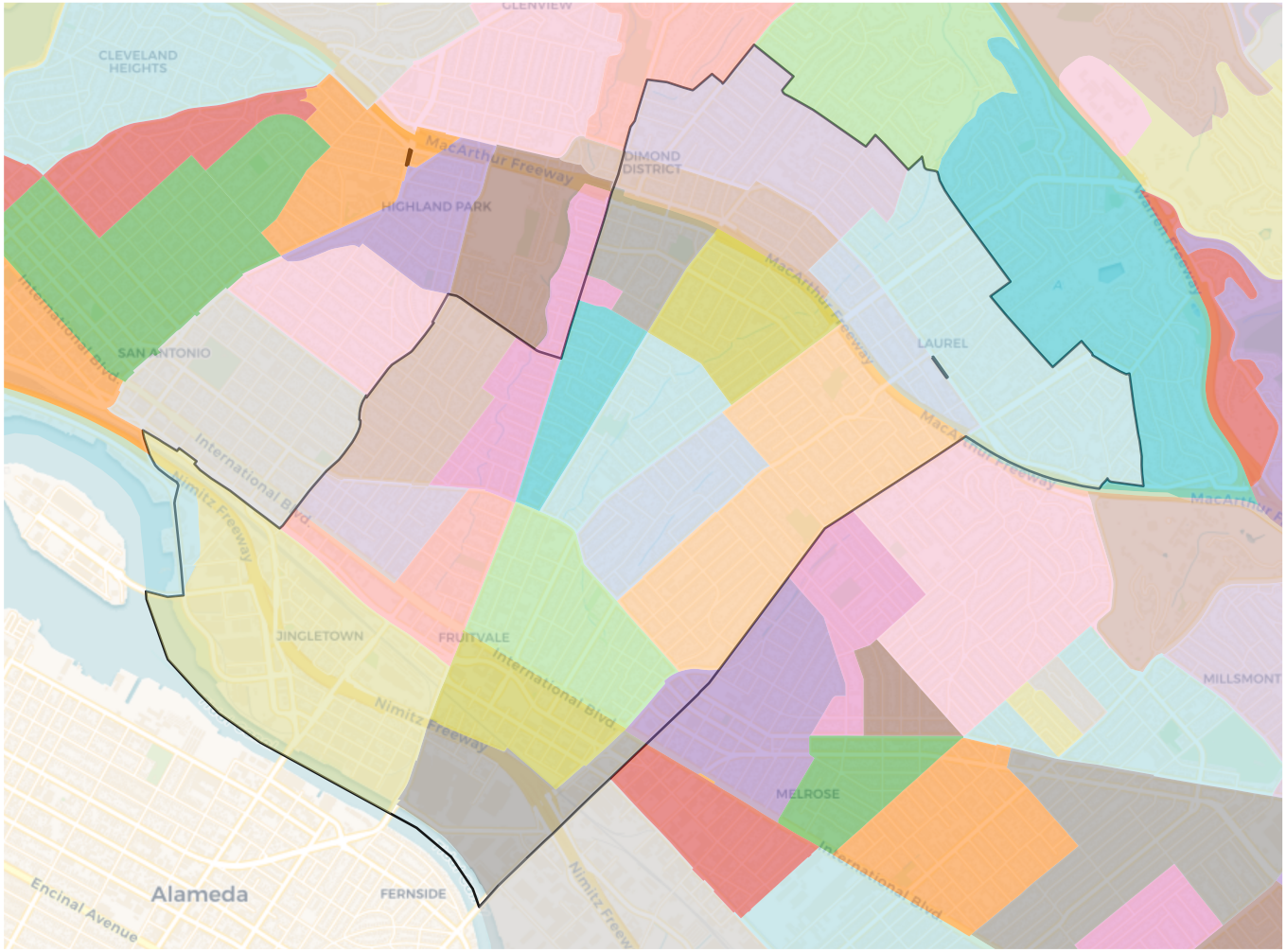


## 2020 Census

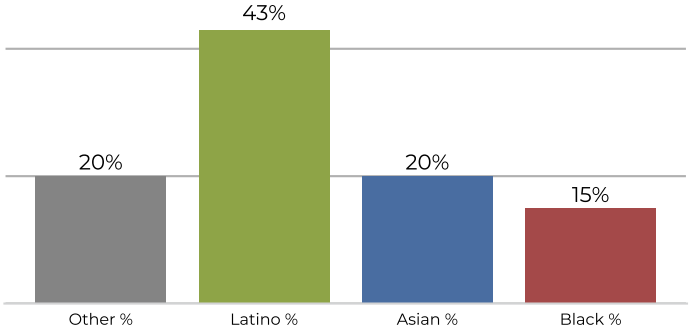


## Citizen Voting Age Population

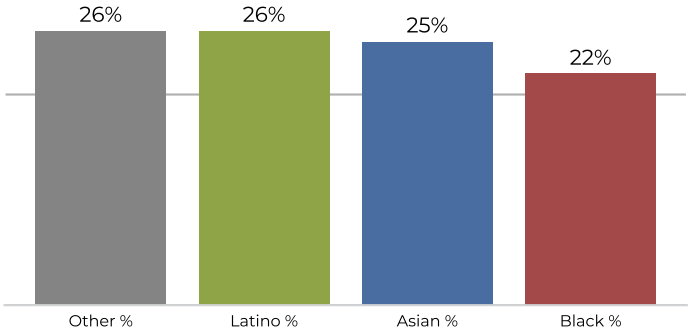


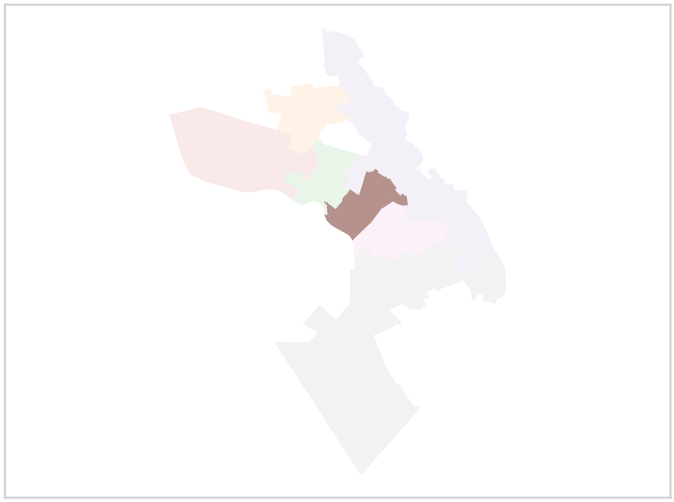

| Population | Deviation | Deviation % | Other | Other % | Latino | Latino % | Asian | Asian % | Black | Black % |
|---|---|---|---|---|---|---|---|---|---|---|
| 64,009 | 882 | 1.4% | 13,022 | 20.3% | 27,668 | 43.2% | 13,332 | 20.8% | 9,987 | 15.6% |

| Total CVAP | Other CVAP | Other CVAP % | Latino CVAP | Latino CVAP % | Asian CVAP | Asian CVAP % | Black CVAP | Black CVAP % |
|---|---|---|---|---|---|---|---|---|
| 35,838 | 9,411 | 26.3% | 9,323 | 26.0% | 9,216 | 25.7% | 7,888 | 22.0% |

REDISTRICTING PARTNERS

# City of Oakland

Draft Plan K with Neighborhoods

## District F6

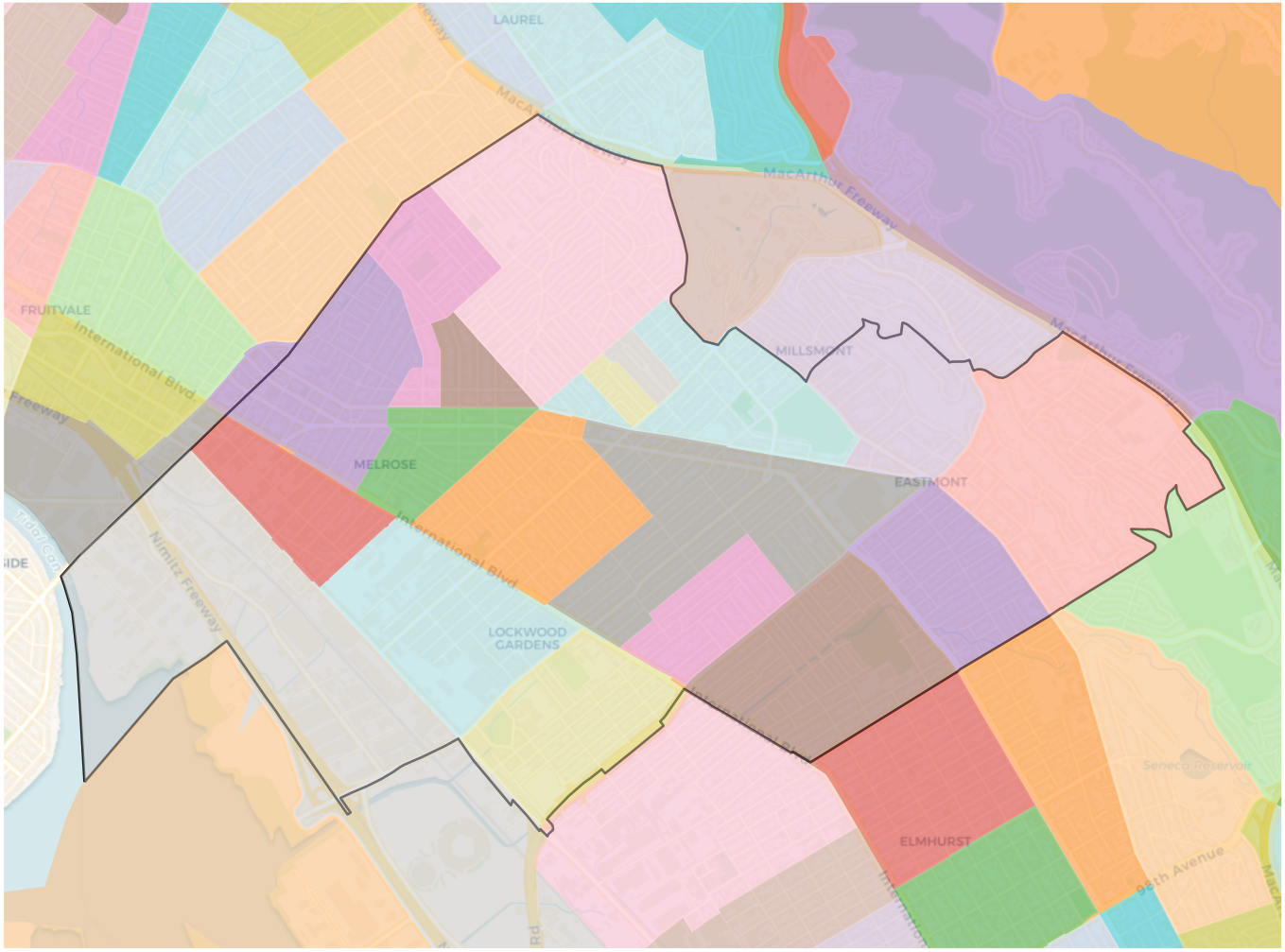


## 2020 Census

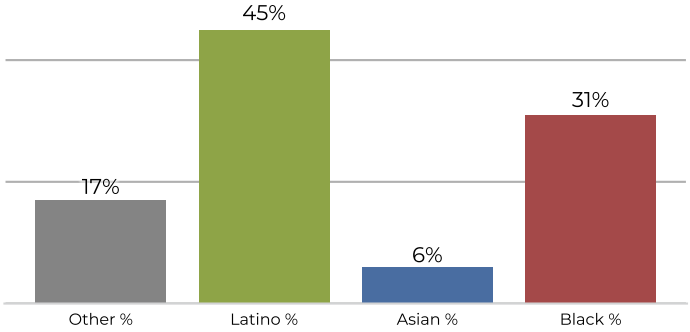


## Citizen Voting Age Population

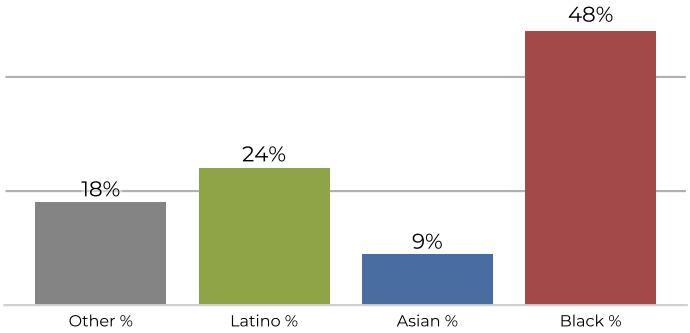


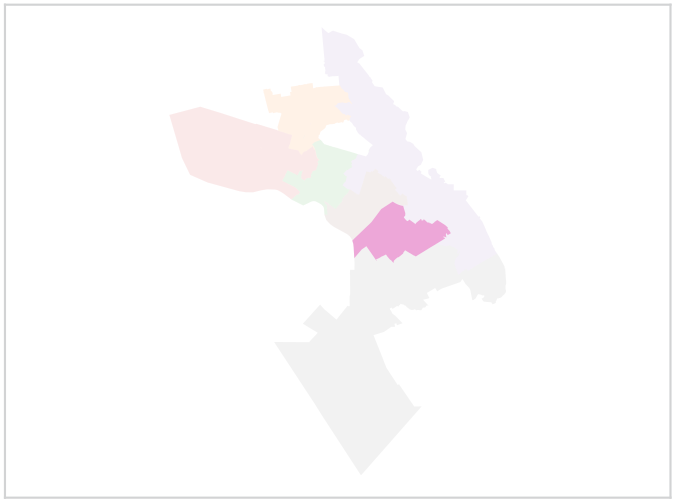

| Population | Deviation | Deviation % | Other | Other % | Latino | Latino % | Asian | Asian % | Black | Black % |
|---|---|---|---|---|---|---|---|---|---|---|
| 63,685 | 558 | 0.9% | 10,854 | 17.0% | 28,953 | 45.5% | 4,100 | 6.4% | 19,778 | 31.1% |

| Total CVAP | Other CVAP | Other CVAP % | Latino CVAP | Latino CVAP % | Asian CVAP | Asian CVAP % | Black CVAP | Black CVAP % |
|---|---|---|---|---|---|---|---|---|
| 33,922 | 6,270 | 18.5% | 8,197 | 24.2% | 3,082 | 9.1% | 16,372 | 48.3% |

REDISTRICTING PARTNERS

# City of Oakland

Draft Plan K with Neighborhoods

## District G7

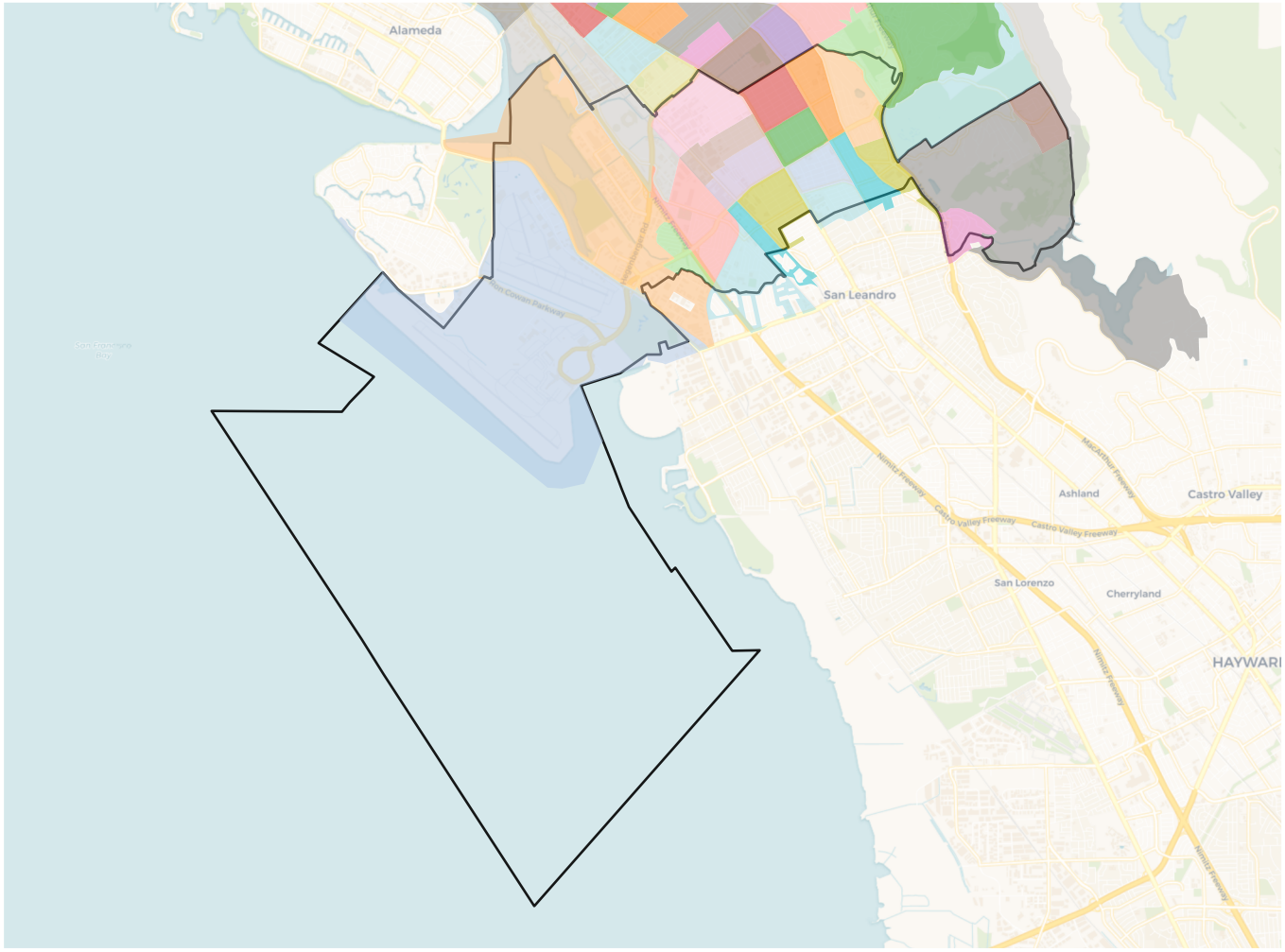


## 2020 Census

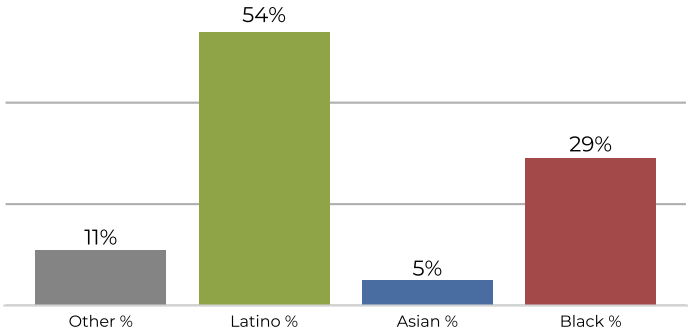


## Citizen Voting Age Population

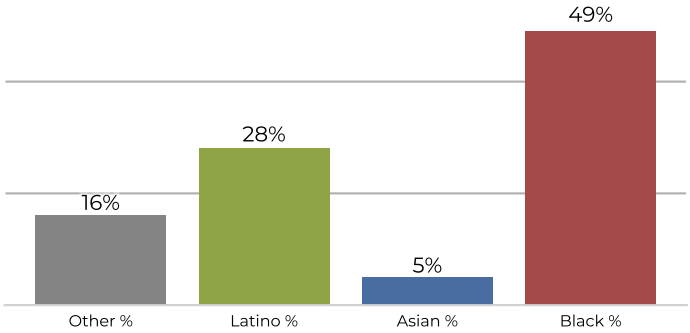


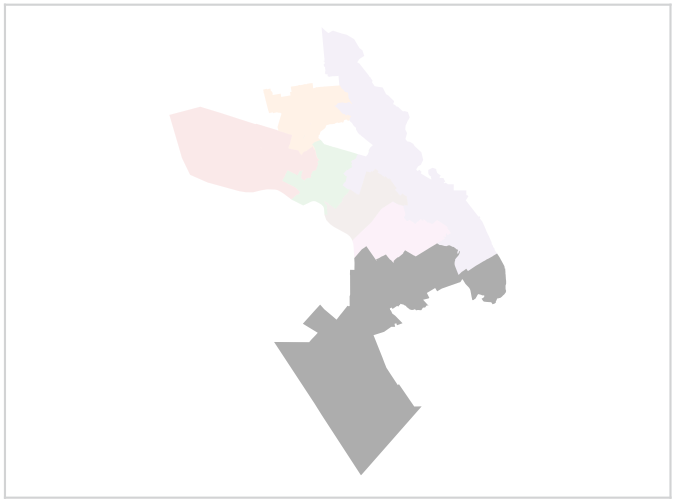

| Population | Deviation | Deviation % | Other | Other % | Latino | Latino % | Asian | Asian % | Black | Black % |
|---|---|---|---|---|---|---|---|---|---|---|
| 62,821 | -306 | -0.5% | 7,178 | 11.4% | 33,956 | 54.1% | 3,432 | 5.5% | 18,255 | 29.1% |

| Total CVAP | Other CVAP | Other CVAP % | Latino CVAP | Latino CVAP % | Asian CVAP | Asian CVAP % | Black CVAP | Black CVAP % |
|---|---|---|---|---|---|---|---|---|
| 31,439 | 5,055 | 16.1% | 8,992 | 28.6% | 1,785 | 5.7% | 15,606 | 49.6% |