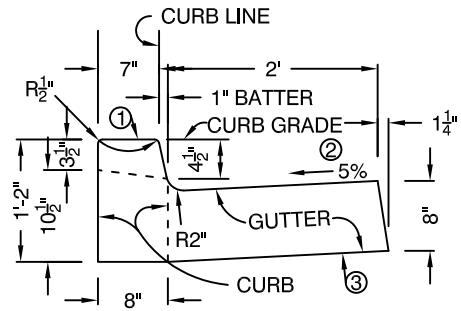
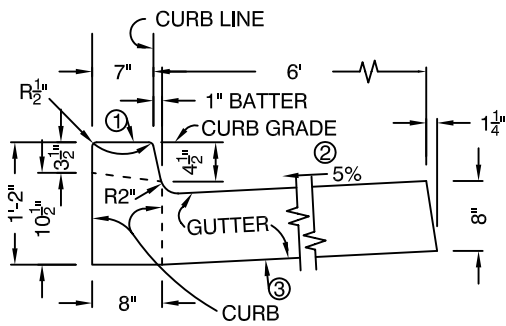


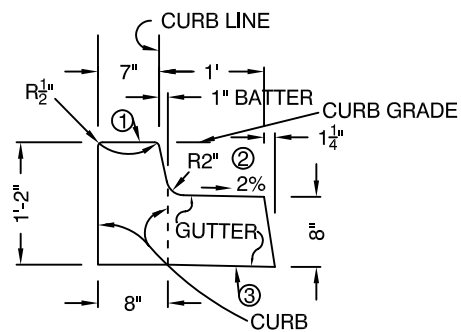
TYPE "A"



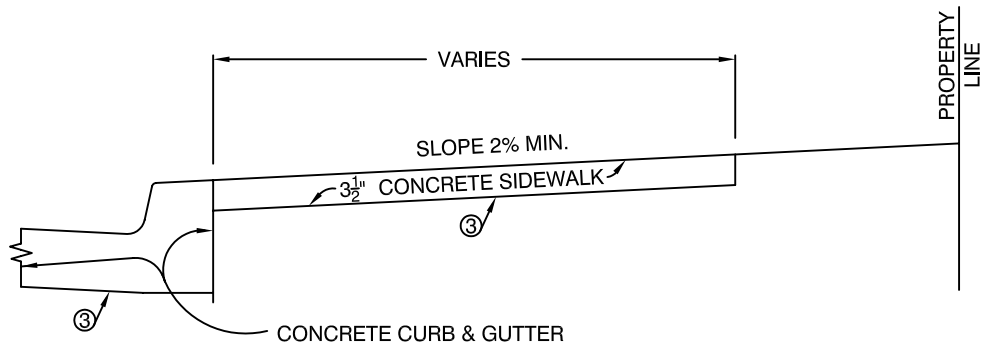
TYPE "B"



TYPE "C"



TYPE "D"



PROFILE

NOTES

1. OMIT THIS PORTION OF CURB AT DRIVEWAYS.
2. STANDARD SLOPE EXCEPT AS SHOWN ON PLANS.
3. PLACE 4" OF PROCESSED MISCELLANEOUS BASE UNDER CURB, GUTTER AND SIDEWALK UNLESS OTHERWISE DIRECTED BY THE ENGINEER.

NOTE: THIS PLAN IS NOT A LEGAL ENGINEERING DOCUMENT BUT AN ELECTRONIC DUPLICATE. THE SIGNED CITY OF OAKLAND STANDARD DETAILS FOR PUBLIC WORKS CONSTRUCTION IS AVAILABLE FOR PURCHASE FROM THE CONTRACT ADMINISTRATION DEPARTMENT.

CITY OF OAKLAND

DESIGN AND CONSTRUCTION SERVICES DEPARTMENT



CONCRETE CURB AND GUTTER

ENGINEERING DESIGN MANAGER

DATE: JANUARY 2002
REV. DATE: _____

DWG.

S-1