



OPD Public Safety Budget Presentation

CHIEF OF POLICE LERONNE L. ARMSTRONG
PRESENTING TO HONORABLE CITY COUNCIL

Weekly Crime Report — Citywide

31 May – 06 Jun., 2021

Part 1 Crimes <i>All totals include attempts except homicides.</i>	Weekly Total	YTD 2019	YTD 2020	YTD 2021	YTD % Change 2020 vs. 2021	3-Year YTD Average	YTD 2021 vs. 3-Year YTD Average
Violent Crime Index (homicide, aggravated assault, rape, robbery)	94	2,427	2,492	2,781	12%	2,567	8%
Homicide – 187(a)PC	-	32	29	54	86%	38	41%
Homicide – All Other *	-	2	2	3	50%	2	29%
Aggravated Assault	55	1,171	1,296	1,514	17%	1,327	14%
Assault with a firearm – 245(a)(2)PC	9	116	153	265	73%	178	49%
Subtotal - Homicides + Firearm Assault	9	150	184	322	75%	219	47%
Shooting occupied home or vehicle – 246PC	11	109	141	248	76%	166	49%
Shooting unoccupied home or vehicle – 247(b)PC	2	56	70	119	70%	82	46%
Non-firearm aggravated assaults	33	890	932	882	-5%	901	-2%
Rape	1	86	99	45	-55%	77	-41%
Robbery	38	1,138	1,068	1,168	9%	1,125	4%
Firearm	13	383	304	466	53%	384	21%
Knife	-	51	93	54	-42%	66	-18%
Strong-arm	12	520	491	363	-26%	458	-21%
Other dangerous weapon	1	39	30	33	10%	34	-3%
Residential robbery – 212.5(a)PC	2	44	44	40	-9%	43	-6%
Carjacking – 215(a) PC	10	101	106	212	100%	140	52%

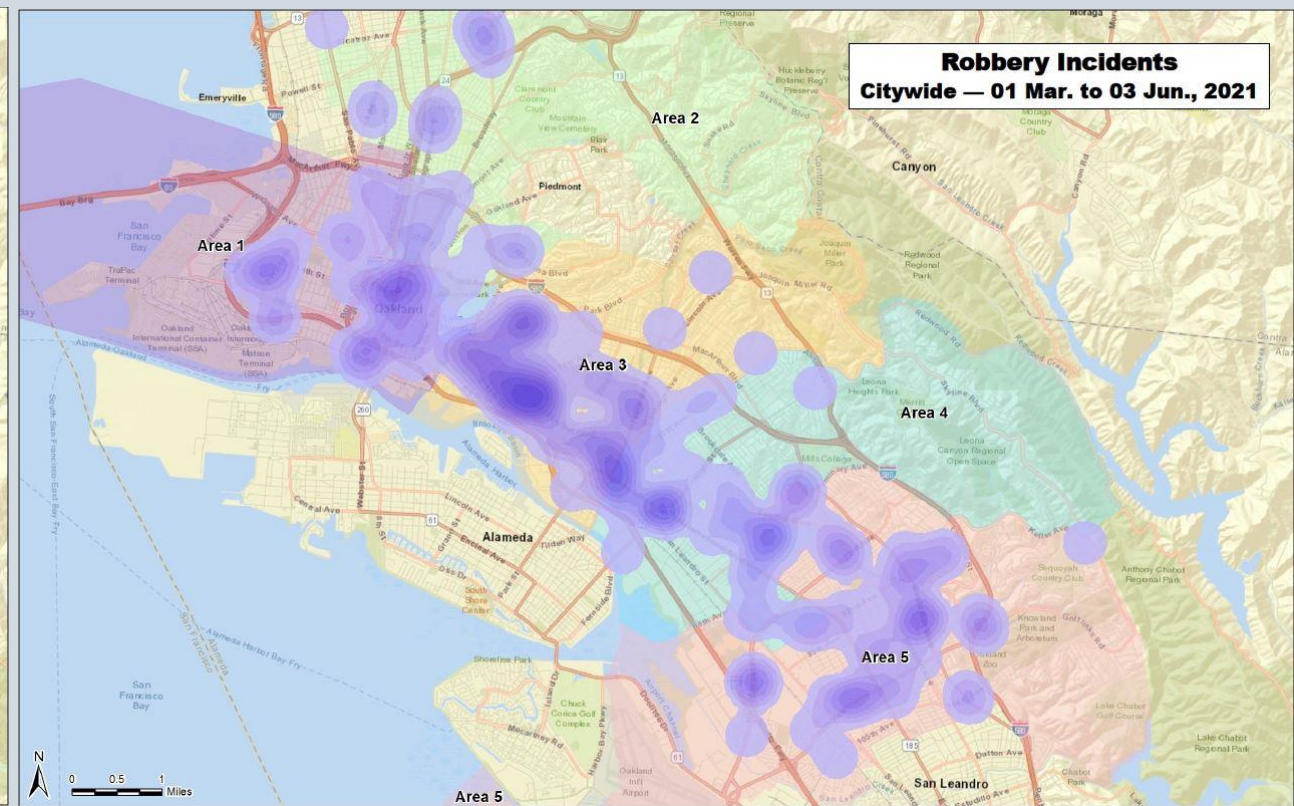
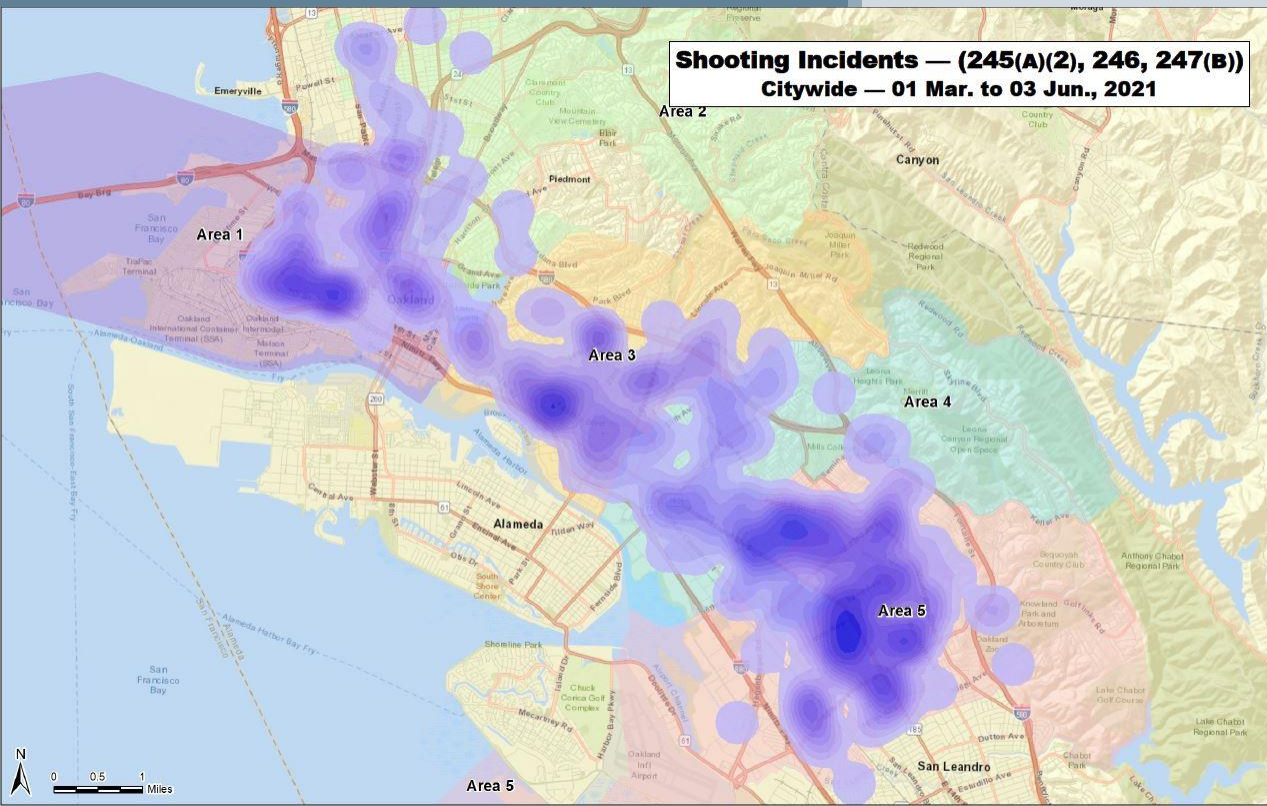


Violent Crimes

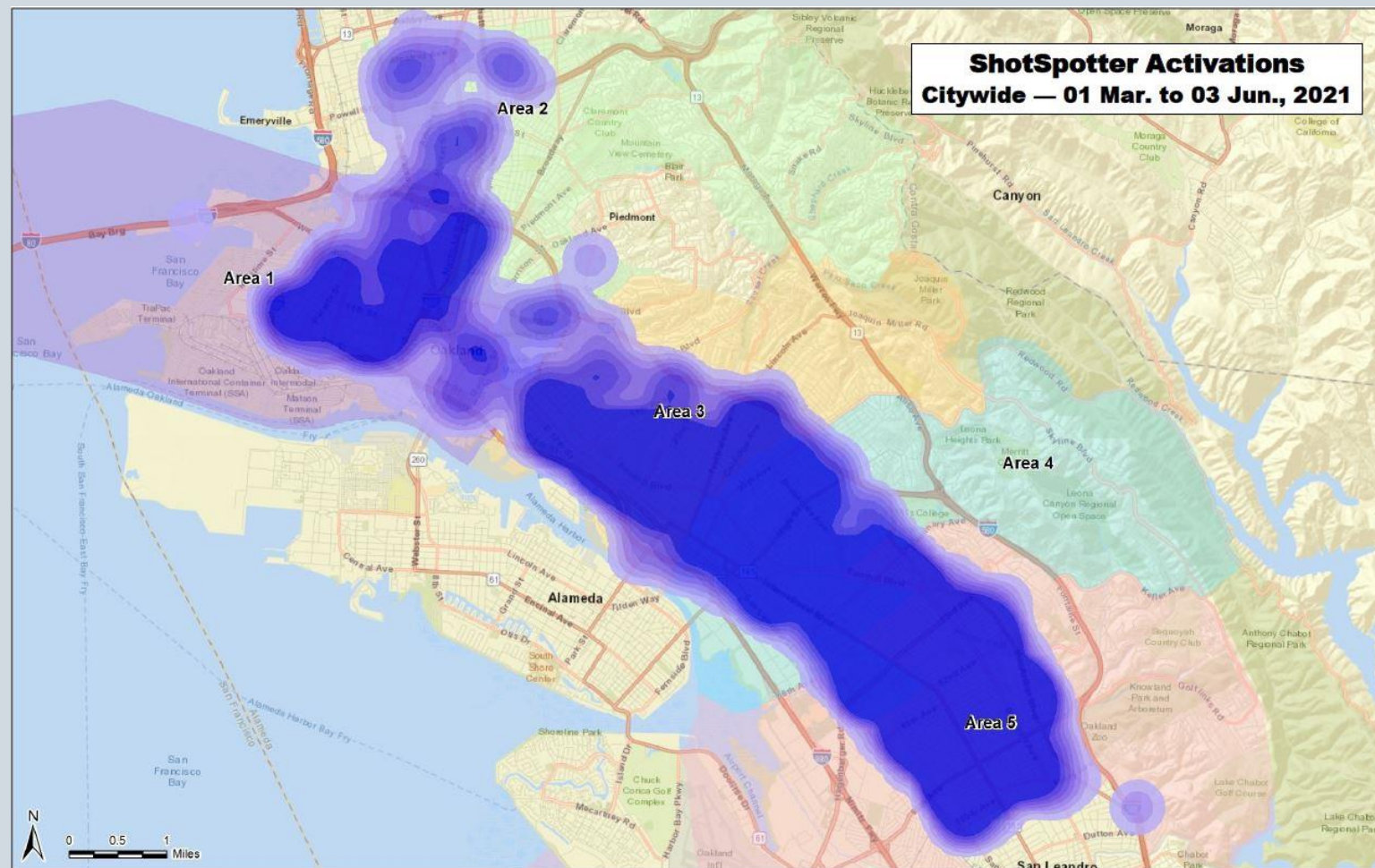
Current Crime and Public Safety Statistics

Maps include data from 1 Mar to 3 Jun 2021

Geographic Breakdown – Violent Crime



Department Response to ShotSpotter Alerts



- Alert distributed to field officers via computer and cellular phone within moments of the gunfire
- Communications assigns **Priority 1** designation to all ShotSpotter activations
- Officers respond to the scene and canvass for persons needing assistance, witnesses, and evidence
- Shell casings (evidence), if present, are collected and can be entered into a forensic database
- Comparison of shell casings can link different crime scenes, firearms, and even persons committing shootings – increasing the chances of holding violent persons accountable

Firearm Recoveries



OAKLAND
POLICE DEPARTMENT

455 7th St., Oakland, CA 94607 | ODPDCRIMEANALYSIS@OAKLANDNET.COM

CRIME ANALYSIS

2021 Year-to-Date Recovered Guns Recoveries through 06 Jun., 2021

Grand Total 484

Crime Recoveries	
Felony	251
Felony - Violent	107
Homicide	13
Infraction	
Misdemeanor	16
Total	387

Crime Gun Types	Felony	Felony - Violent	Homicide	Infraction	Misdemeanor	Total
Machine Gun		2				2
Other	1					1
Pistol	201	89	8		13	311
Revolver	7	4	2		1	14
Rifle	29	10	1		2	42
Sawed Off	3					3
Shotgun	8		1			9
Sub-Machinegun						0
Unknown/Unstated	2	2	1			5
Total	251	107	13	0	16	387

Ceasefire

- Partnering with Community and Department of Violence Preventions
- Call-In
- Custom Notification
- Triangle Response Program; pilot project focused beat with highest violence and call volume.

Violent Crime Operations Center (VCOC)

- Includes Crime Gun Intelligence Center (CGIC): 1 Sergeant, 8 officers, 1 Analyst (pending)
- Crime Reduction Teams (1-5)
- 24-hours monitoring of violent crime citywide.

Patrol Response

- Primary response to priority one calls emergency calls for service.
- Supplemental 911 surge units to address high call volume.
- High visibility patrols in areas with increased violence.

Criminal Investigation Division (CID)

- Follow-up Investigation and Case Management
- Homicide and Cold Case investigators
- Special Victims Section
- Robbery Section
- Felony Assault Section

Department Response to Violent Crime

Calls for Service

Patrol Authorized Staffing: 320/277

The department continues to focus on violent crime and emergency calls for service. Calls of disturbances, general calls of community priorities, traffic related incidents, and general calls from community members in need of a police response represent the top four categories and account for nearly 78% of the events.

TABLE 2: Events per Day, by Category

Category	No. of Events	Events per Day
Accident	7,934	21.7
Alarm	13,086	35.9
Animal	232	0.6
Assist citizen	2,443	6.7
Assist other agency	6,889	18.9
Blight	2,034	5.6
Check	19,508	53.4
Crime against person	26,730	73.2
Property crime	26,856	73.6
Directed patrol	2,141	5.9
Disturbance	31,976	87.6
General inquiry	17,981	49.3
Juvenile	1,585	4.3
Mental health	12,010	32.9
Miscellaneous	6,991	19.2
On view	28,858	79.1
Out of service-administrative	6,107	16.7
Out of service-personal	2,986	8.2
Custody/warrant	1,046	2.9
Suspicious incident	12,094	33.1
Traffic related	8,224	22.5
Traffic stop	5,231	14.3
Total	242,942	665.6

Note: Observations below refer to events shown within the figure rather than the table.

Observations:

- The top four categories accounted for 78 percent of events:
 - 47 percent of events were investigations.
 - 13 percent of events were disturbances.
 - 9 percent of events were general calls.
 - 9 percent of events were traffic calls.

OPD Staffing

	Filled	Authorized
Sworn Staff	724	788

	Filled	Authorized
Community Resource Officers	32	40
Violent Crime Operations Center	22	45
Ceasefire	23	36
Total	77	121

Criminal Investigations Division Caseload and Staffing

CID Section	Cases	Filled	Authorized
Homicide and Cold Cases	2,087	13	16
Robbery	1,622	10	12
Felony Assault	2,293	9	9
Burglary	6,905	7	8
General Crimes	21,957	8	10
Missing Persons	4,157	2	2
Domestic Violence	5,631	9	10
Special Victims	1,516	12	13
Vice & Child Exploitation	5,733	6	6
Total	51,901	76	86

*In addition to the listed staffing, CID includes: Crime Analysts (6/8), Juvenile Intake (6/9), ID Unit (3/3), Field Support Unit (9/12), Youth Outreach (10/10)

Criminal Investigations Division

- **Gun tracing project with UCLA.**
- **Conducting comprehensive bullet casing collection and NIBIN analysis.**
- **Crime Laboratory DNA casework and sexual assault kit analysis.**
- **Partnering with DVP, advocacy groups, and family justice center on victim assistance and domestic violence.**
- **Vice and Child Exploitation Human Trafficking Operations.**
- **Partnering with the Neighborhood Opportunity and Accountability Board (NOAB).**
- **Youth Outreach and Our Kids (OK) Program.**

Special Resources Section

- Community Resource Officers: Sworn personnel who engage in problem solving projects, attend Neighborhood Council meetings, serve as a liaison with city services teams, provide foot/bike patrols, answer calls for service if needed, lead targeted enforcement projects and coordinate these projects with CRTs, Patrol units, and other sworn police personnel
- Crime Reduction Teams: Strategically and geographically deployed sworn police personnel to investigate and respond to the commission of violent crimes in identified violence hot spots using intelligence-based policing.

CEASEFIRE

- CEASEFIRE IS A DATA DRIVEN VIOLENCE REDUCTION STRATEGY COORDINATING LAW ENFORCEMENT, SOCIAL SERVICES, AND THE COMMUNITY.
- GOALS: REDUCE VIOLENCE; REDUCE RECIDIVISM; IMPROVE COMMUNITY RELATIONSHIPS.
- CEASEFIRE WORKS IN PARTNERSHIP WITH THE DEPARTMENT OF VIOLENCE PREVENTION, COMMUNITY BASED ORGANIZATIONS, AND THE FAITH COMMUNITY TO PREVENT AND REDUCE GUN VIOLENCE.
- INDIVIDUALS MOST PRONE TO BE ASSOCIATED WITH GUN VIOLENCE, EITHER AS AN OFFENDER OR VICTIM, ARE IDENTIFIED AND RECEIVE DIRECT COMMUNICATION REGARDING ALTERNATIVES FROM A TEAM OF OPD STAFF AND COMMUNITY MEMBERS.
- CEASEFIRE ACTIVELY ENGAGES WITH COMMUNITY PARTNERS TO BUILD PUBLIC TRUST BETWEEN THE COMMUNITY AND OPD.

CEASEFIRE / CGIC

- **The Crime Gun Integration Center (CGIC) was developed to link and track firearms used in crimes. This is a joint effort with the ATF.**
- **Staff utilizes information gained from bullet casing analysis to assess trends and conflicts [National Integrated Ballistic Information Network (NIBIN)].**
- **Personnel tracks active gang conflicts and coordinates with surrounding agencies.**
- **The team manages the internal flow of criminal information collected from within OPD and surrounding agencies.**

Operations Center

- **Provides a flexible, focused, and timely response to violence, particularly shootings, homicides, and gun-related crimes.**
- **Supports the Department's Ceasefire strategy.**
- **Develops the Department's Citywide crime plan.**
- **Responsible for the prioritization of crime response and follow-up actions.**

Overtime: Largest Drivers

Beat Backfill

- Ensuring minimum staffing for response to calls for service

Extension of Shift

- Typically beat backfill – immediately prior to or right after the employee's shift

Administrative Investigations

- NSA-related

Investigative Followups

- Homicide and Felony Call-outs

Sideshow Detail and Crowd Control Events