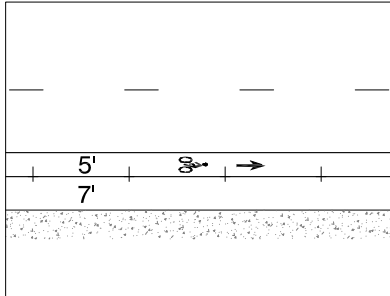
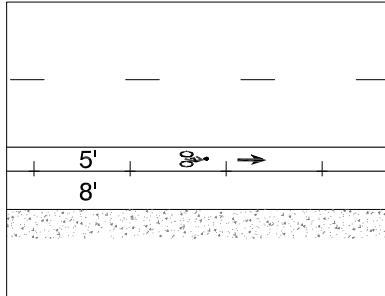


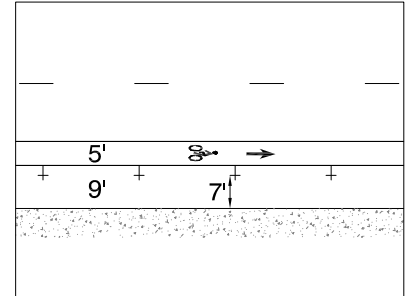
12' WIDTH



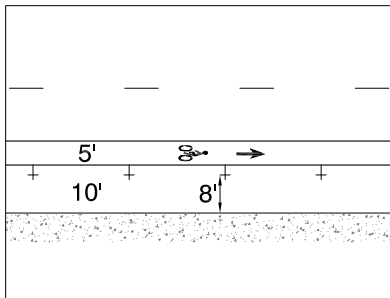
13' WIDTH



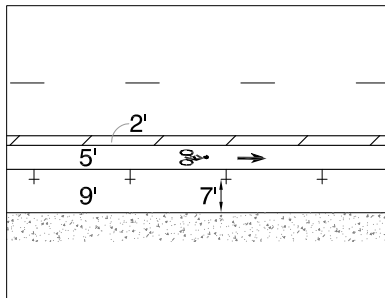
14' WIDTH



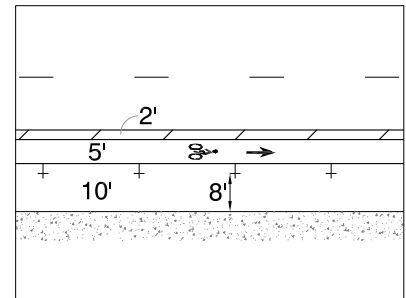
15' WIDTH



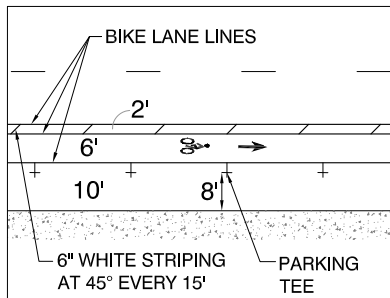
16' WIDTH



17' WIDTH



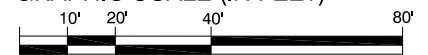
18' WIDTH



NOTES

1. Where width allows, use the 16', 17', or 18' cross-sections that include bike lane buffers.
2. If more than 18' is available, consider narrowing the cross-section with a striped median.
3. For parking lanes 8-feet wide or narrower, parking tees are placed on parking-side bike lane stripe, with long side extending into bike lane.
4. Mark parking tees with long side facing away from curb. See parking tee detail RM-11.

GRAPHIC SCALE (IN FEET)



CITY OF OAKLAND

DEPARTMENT OF TRANSPORTATION | SAFE STREETS DIVISION  
 BICYCLE & PEDESTRIAN PROGRAM  
 250 FRANK H. OGAWA PLAZA, SUITE 4314 • OAKLAND CA, 94612  
 EMAIL: bikeped@oaklandca.gov

BIKE LANE, BUFFER, AND  
 PARKING LANE WIDTHS  
 (METERED PARKING)

CROSS-SECTION  
 DETAILS

SCALE: 1" = 40'

DWG. NO.

DATE: MAR 2021

CS-2