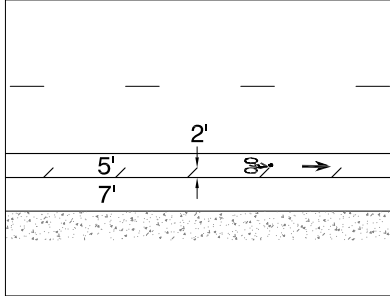
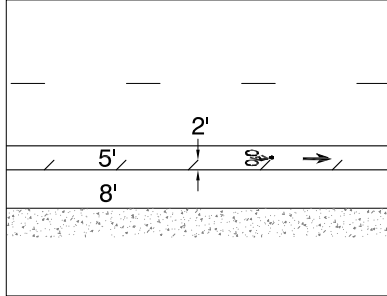


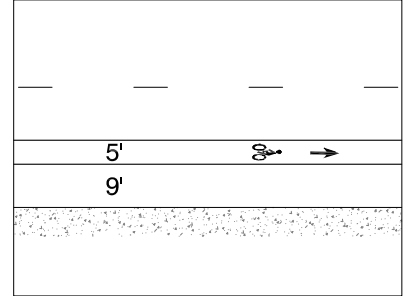
12' WIDTH



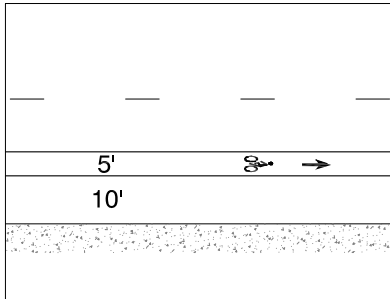
13' WIDTH



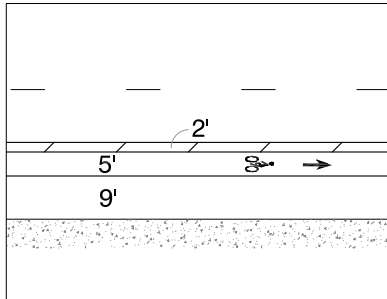
14' WIDTH



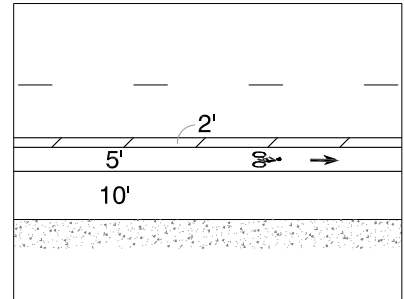
15' WIDTH



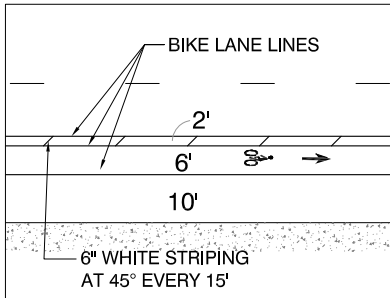
16' WIDTH



17' WIDTH



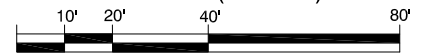
18' WIDTH



NOTES

1. Where width allows, use the 16', 17', or 18' cross-sections that include bike lane buffers.
2. If more than 18' is available, consider narrowing the cross-section with a striped median.
3. The parking-side diagonal buffer striping (for parking lanes 8-foot wide or narrower) is 2' in width, measured perpendicular to curb line.
4. On residential streets, the diagonal buffer striping spacing may be increased from 15' to 30'.

GRAPHIC SCALE (IN FEET)



CITY OF OAKLAND

DEPARTMENT OF TRANSPORTATION | SAFE STREETS DIVISION
 BICYCLE & PEDESTRIAN PROGRAM
 250 FRANK H. OGAWA PLAZA, SUITE 4314 * OAKLAND CA, 94612
 EMAIL: bikeped@oaklandca.gov

BIKE LANE, BUFFER, AND
 PARKING LANE WIDTHS
 (NON-METERED PARKING)

CROSS-SECTION
DETAILS

SCALE: 1" = 40'

DWG. NO.

CS-1

DATE: MAR 2021